



UPTON COUNTY  
TREASURER'S MONTHLY  
REPORT  
JANUARY, 2023

FILED 3/16/2023 AT 2:21 PM  
LEWANDY McMIFFAY  
CLERK OF UPTON COUNTY  
COURT



Vivian Venegas  
UPTON COUNTY TREASURER  
**Monthly Report**  
**JANUARY 2023**

The Treasurers' Monthly Report includes, but not limited to, money received and dispersed on all accounts held by the Treasurer.

The affidavit must state the amount of the cash and other assets that are in the custody of the county treasurer at the time of the examination. {LGC 114.026(d)} **Month Ending Balance \$ 44,151,926.19**

WHEREAS, Section 114.026 of the Local Government code of the State of Texas requires that the county Treasurer provide the commissioner's Court with detailed financial reports of the regular term of the Commissioners' Court; and

WHEREAS, the County Treasurer makes all her books and accounts available to the Commissioners' Court for inspection and examination as they desire; and

WHEREAS, the county Treasurer has presented to the commissioners' Court her report for the month ending **JANUARY, 2023**.


NOW, THEREFORE, IT IS HEREBY ORDERED by the Commissioners' Court of Upton County, Texas, that such Treasurer's Report for the month ending **JANUARY, 2023**, be, and hereby is, approved and accepted as correct.

Therefore, Vivian Venegas, Treasurer of Upton County, Texas, who being fully sworn, upon oath says that the within and foregoing report is true and correct to the best of her knowledge.

 3/6/2023  
Vivian Venegas, Treasurer, Upton County / Date

Commissioner's court having reviewed the Treasurer's Report as presented, having taken reasonable steps to ensure its accuracy and based upon presentations of the Treasurer's Office approve the report, subject to the independent auditor's review and request that it be filed with the official minutes of this meeting. {LGC 114.026(c)}


In addition, the below signatures affirm that the Treasurer's Report complies with statutes as referenced. {LGC 114.026(d)}

  
Gary "Pete" Jackson, Comm. Pct. 1 / Date

  
Dusty Kilgore, County Judge / Date

  
Cody Owens, Comm. Pct. 2 / Date

  
Mike Smart, Comm. Pct. 3 / Date

  
Cody Zamora, Comm. Pct. 4 / Date



**JANUARY, 2023 Investments**

<b>FUND</b>	<b>Beginning Investments</b>	<b>Ending Investment</b>	<b>Ending Interest</b>
TXPOOL OPERATING FUND	16,954,454.34	22,548,277.50	69,182.88
TXPOOL BLDG.&FLEET	6,374,544.49	6,067,035.29	22,178.61
FSB ICS	3,050,523.11	3,058,954.59	8,431.48
UBS OP FUND	10,044,680.56	10,070,365.94	25,685.38
TXPOOL UPLAND	130,091.56	130,560.50	468.94
TXPOOL EBT	2,443,178.88	2,341,868.60	8,689.72
TXPOOL I&S	347,060.31	2,364,167.05	4,097.17
<b>TOTAL</b>	<b>39,344,533.25</b>	<b>46,581,229.47</b>	<b>138,734.18</b>



# Treasurers Report Summary

Date Range: 01/01/2023 - 01/31/2023

Fund	Beginning Cash Balance	Revenues	Expenses	Net Change Assets	Net Change Liabilities	Calculated Ending Balance	Actual Ending Balance	Calculated - Actual Ending
01 - GENERAL FUND	25,530,564.23	7,352,563.11	999,512.76	0.00	-57,550.72	31,941,165.30	31,941,165.30	0.00
02 - UPTON COUNTY CONSTRUCTION FUND	0.00	72,550.64	16,230.00	0.00	0.00	56,320.64	0.00	56,320.64
04 - STATE FUNDS	-1,814.39	14,953.36	15,165.36	0.00	0.00	-2,026.39	-2,026.39	0.00
05 - CRIMESTOPPERS FUND	1,572.79	0.00	0.00	0.00	0.00	1,572.79	1,572.79	0.00
06 - LAW ENFORCEMENT EDUCATION	12,406.76	0.00	0.00	0.00	0.00	12,406.76	12,406.76	0.00
07 - COUNTY SPECIALTY COURT	0.00	95.00	0.00	0.00	0.00	95.00	0.00	95.00
08 - TRUANCY PREVENTION & DIVERSION FUND	0.00	484.00	91.80	0.00	0.00	392.20	0.00	392.20
09 - HAVA GRANT	14,769.10	88.44	3,102.08	0.00	0.00	11,755.46	11,755.46	0.00
10 - AMERICAN RESCUE PLAN 2021	385,906.55	1,542.33	0.00	0.00	0.00	387,448.88	387,448.88	0.00
12 - INTEREST/SINKING FUND	682,243.91	1,706,376.41	0.00	0.00	0.00	2,388,620.32	2,388,620.32	0.00
14 - BUILDING FLEET FUND	6,162,116.58	30,299.31	329,687.81	0.00	0.00	5,862,728.08	5,862,728.08	0.00
15 - EMPLOYEES' BENEFIT TRUST	2,499,645.58	116,335.51	273,366.36	0.00	0.00	2,342,614.73	2,342,614.73	0.00
16 - ATTORNEY ADMIN FUND	5,488.04	0.00	0.00	0.00	0.00	5,488.04	5,488.04	0.00
17 - UPTON/REAGAN JUVENILE PROBATION FUND	315,577.54	14,088.87	31,679.99	0.00	-1,267.12	299,253.54	299,253.54	0.00
18 - CLERK'S RECORD MANAGEMENT FUND	233,203.97	9,010.36	6,975.00	0.00	0.00	235,239.33	235,239.33	0.00
19 - SHERIFF'S AUCTION FUND	14,273.12	0.00	0.00	0.00	0.00	14,273.12	14,273.12	0.00
20 - SHERIFF'S CASH BOND TRUST	80,801.00	0.00	0.00	0.00	0.00	80,801.00	80,801.00	0.00
22 - RECORDS MGT/PRESERVATION	46,629.49	569.83	0.00	0.00	0.00	47,199.32	47,199.32	0.00
23 - 911	27,817.35	0.00	0.00	0.00	0.00	27,817.35	27,817.35	0.00
24 - SHERIFF'S SEIZURE FUND	1,752.87	0.00	0.00	0.00	0.00	1,752.87	1,752.87	0.00
25 - SECURITY FEE	14,083.39	1,111.46	0.00	0.00	0.00	15,194.85	15,194.85	0.00
26 - JUSTICES OF THE PEACE	68,240.15	23,492.20	27,422.73	0.00	0.00	64,309.62	64,309.62	0.00
27 - JP TECHNOLOGY FUND	38,189.31	375.36	0.00	0.00	0.00	38,564.67	38,564.67	0.00
28 - TERTIARY ACCOUNT	2,115.80	131.00	291.50	0.00	0.00	1,955.30	1,955.30	0.00
29 - SHERIFF GRANT REVENUE	24,736.32	0.00	0.00	0.00	0.00	24,736.32	24,736.32	0.00
30 - LANGUAGE ACCESS FUND	0.00	72.00	0.00	0.00	0.00	72.00	0.00	72.00
31 - PRE TRIAL INTERVENTION	12,263.93	540.00	0.00	0.00	0.00	12,803.93	12,803.93	0.00
32 - COUNTY CLERK ARCHIVE FUND	327,879.00	8,372.00	0.00	0.00	0.00	336,251.00	336,251.00	0.00
33 - COURT FACILITY FEE FUND	0.00	505.00	0.00	0.00	0.00	505.00	0.00	505.00
40 - UPLAND SCHOOL LAND	0.00	468.94	0.00	0.00	0.00	468.94	0.00	468.94
<b>Report Total:</b>	<b>36,500,462.39</b>	<b>9,354,025.13</b>	<b>1,703,525.39</b>	<b>0.00</b>	<b>-58,817.84</b>	<b>44,209,779.97</b>	<b>44,151,926.19</b>	<b>57,853.78</b>



# Cash Analysis Report

## Daily Detail

Date Range: 01/01/2023 - 01/31/2023

Day	Bank Drafts	Checks	Deposits	EFTs	SVC Charges	Interest	Misc / None	Net Change	Balance
01-1000 - CASH								<b>Beginning Balance:</b>	0.00
01-1010 - Claim On Cash								<b>Beginning Balance:</b>	25,530,564.23
01/02/2023	0.00	0.00	0.00	0.00	0.00	0.00	1,961,988.47	1,961,988.47	27,492,552.70
01/03/2023	0.00	0.00	0.00	0.00	0.00	0.00	28,346.01	28,346.01	27,520,898.71
01/04/2023	0.00	0.00	0.00	0.00	0.00	0.00	10,586.54	10,586.54	27,531,485.25
01/05/2023	0.00	0.00	0.00	0.00	0.00	0.00	17,269.83	17,269.83	27,548,755.08
01/06/2023	0.00	0.00	0.00	0.00	0.00	0.00	-45,899.77	-45,899.77	27,502,855.31
01/11/2023	0.00	0.00	0.00	0.00	0.00	0.00	952,271.14	952,271.14	28,455,126.45
01/12/2023	0.00	0.00	0.00	0.00	0.00	0.00	-186,757.18	-186,757.18	28,268,369.27
01/13/2023	0.00	0.00	0.00	0.00	0.00	0.00	-37,330.74	-37,330.74	28,231,038.53
01/17/2023	0.00	0.00	0.00	0.00	0.00	0.00	-25,889.40	-25,889.40	28,205,149.13
01/18/2023	0.00	0.00	0.00	0.00	0.00	0.00	1,146,943.69	1,146,943.69	29,352,092.82
01/19/2023	0.00	0.00	0.00	0.00	0.00	0.00	-14,712.90	-14,712.90	29,337,379.92
01/20/2023	0.00	0.00	0.00	0.00	0.00	0.00	175.00	175.00	29,337,554.92
01/23/2023	0.00	0.00	0.00	0.00	0.00	0.00	8,005.00	8,005.00	29,345,559.92
01/24/2023	0.00	0.00	0.00	0.00	0.00	0.00	2,654.46	2,654.46	29,348,214.38
01/25/2023	0.00	0.00	0.00	0.00	0.00	0.00	1,366,119.07	1,366,119.07	30,714,333.45
01/26/2023	0.00	0.00	0.00	0.00	0.00	0.00	-153,271.99	-153,271.99	30,561,061.46
01/27/2023	0.00	0.00	0.00	0.00	0.00	0.00	1,276,771.76	1,276,771.76	31,837,833.22
01/31/2023	0.00	0.00	0.00	0.00	0.00	0.00	103,332.08	103,332.08	31,941,165.30
	<b>0.00</b>	<b>0.00</b>	<b>0.00</b>	<b>0.00</b>	<b>0.00</b>	<b>0.00</b>	<b>6,410,601.07</b>	<b>6,410,601.07</b>	<b>31,941,165.30</b>
							<b>01-1010 Average Daily Balance:</b>		<b>28,934,036.66</b>
01-1017 - Due From Fund 17								<b>Beginning Balance:</b>	0.00
01-1020 - Due From JP FUND								<b>Beginning Balance:</b>	18,417.20
01-1021 - DUE FROM CLERK								<b>Beginning Balance:</b>	27,279.81
01-1022 - Due From TAC								<b>Beginning Balance:</b>	14,366.05
01-1023 - Due From STATE FEE FUND								<b>Beginning Balance:</b>	2,756.74
01-1025 - Due From SHERIFF								<b>Beginning Balance:</b>	0.00
01-1026 - Due From JP TERTIARY FUND								<b>Beginning Balance:</b>	1,792.60
01-1030 - DUE FROM STATE								<b>Beginning Balance:</b>	327,735.70
01-2000 - ACCOUNTS PAYABLE								<b>Beginning Balance:</b>	0.00
01-2020 - Accounts Payable Pending - Pool								<b>Beginning Balance:</b>	-17,706.34
01/02/2023	0.00	0.00	0.00	0.00	0.00	0.00	20,473.38	20,473.38	2,767.04
01/06/2023	0.00	0.00	0.00	0.00	0.00	0.00	0.00	0.00	2,767.04
01/12/2023	0.00	0.00	0.00	0.00	0.00	0.00	-112,393.30	-112,393.30	-109,626.26
01/13/2023	0.00	0.00	0.00	0.00	0.00	0.00	72,503.17	72,503.17	-37,123.09
01/17/2023	0.00	0.00	0.00	0.00	0.00	0.00	474.58	474.58	-36,648.51
01/19/2023	0.00	0.00	0.00	0.00	0.00	0.00	0.00	0.00	-36,648.51
01/26/2023	0.00	0.00	0.00	0.00	0.00	0.00	-80,707.51	-80,707.51	-117,356.02
01/27/2023	0.00	0.00	0.00	0.00	0.00	0.00	42,098.96	42,098.96	-75,257.06
	<b>0.00</b>	<b>0.00</b>	<b>0.00</b>	<b>0.00</b>	<b>0.00</b>	<b>0.00</b>	<b>-57,550.72</b>	<b>-57,550.72</b>	<b>-75,257.06</b>
							<b>01-2020 Average Daily Balance:</b>		<b>-34,568.79</b>
01-2100 - FICA TAXES PAYABLE								<b>Beginning Balance:</b>	0.00
01/12/2023	0.00	0.00	0.00	0.00	0.00	0.00	0.00	0.00	0.00
01/26/2023	0.00	0.00	0.00	0.00	0.00	0.00	0.00	0.00	0.00
	<b>0.00</b>	<b>0.00</b>	<b>0.00</b>	<b>0.00</b>	<b>0.00</b>	<b>0.00</b>	<b>0.00</b>	<b>0.00</b>	<b>0.00</b>
							<b>01-2100 Average Daily Balance:</b>		<b>0.00</b>
01-2105 - WITHHOLDING PAYABLE								<b>Beginning Balance:</b>	0.00
01/12/2023	0.00	0.00	0.00	0.00	0.00	0.00	0.00	0.00	0.00

Cash Analysis Report

Date Range: 01/01/2023 - 01/31/2023

Day	Bank Drafts	Checks	Deposits	EFTs	SVC Charges	Interest	Misc / None	Net Change	Balance
01/26/2023	0.00	0.00	0.00	0.00	0.00	0.00	0.00	0.00	0.00
	<b>0.00</b>	<b>0.00</b>	<b>0.00</b>	<b>0.00</b>	<b>0.00</b>	<b>0.00</b>	<b>0.00</b>	<b>0.00</b>	<b>0.00</b>
	<b>01-2105 Average Daily Balance:</b>								<b>0.00</b>
									<b>Beginning Balance:</b>
01-2110 - RETIREMENT PAYABLE									0.00
01/12/2023	0.00	0.00	0.00	0.00	0.00	0.00	0.00	0.00	0.00
01/26/2023	0.00	0.00	0.00	0.00	0.00	0.00	0.00	0.00	0.00
	<b>0.00</b>	<b>0.00</b>	<b>0.00</b>	<b>0.00</b>	<b>0.00</b>	<b>0.00</b>	<b>0.00</b>	<b>0.00</b>	<b>0.00</b>
	<b>01-2110 Average Daily Balance:</b>								<b>0.00</b>
									<b>Beginning Balance:</b>
01-2120 - DEPENDENT HEALTH									0.00
01/12/2023	0.00	0.00	0.00	0.00	0.00	0.00	0.00	0.00	0.00
01/26/2023	0.00	0.00	0.00	0.00	0.00	0.00	0.00	0.00	0.00
	<b>0.00</b>	<b>0.00</b>	<b>0.00</b>	<b>0.00</b>	<b>0.00</b>	<b>0.00</b>	<b>0.00</b>	<b>0.00</b>	<b>0.00</b>
	<b>01-2120 Average Daily Balance:</b>								<b>0.00</b>
									<b>Beginning Balance:</b>
01-2125 - DEFERRED COMPENSATION									0.00
01/12/2023	0.00	0.00	0.00	0.00	0.00	0.00	0.00	0.00	0.00
01/26/2023	0.00	0.00	0.00	0.00	0.00	0.00	0.00	0.00	0.00
	<b>0.00</b>	<b>0.00</b>	<b>0.00</b>	<b>0.00</b>	<b>0.00</b>	<b>0.00</b>	<b>0.00</b>	<b>0.00</b>	<b>0.00</b>
	<b>01-2125 Average Daily Balance:</b>								<b>0.00</b>
									<b>Beginning Balance:</b>
01-2130 - CREDIT UNION									0.00
01-2135 - LEGALSHIELD									0.00
01/12/2023	0.00	0.00	0.00	0.00	0.00	0.00	0.00	0.00	0.00
01/26/2023	0.00	0.00	0.00	0.00	0.00	0.00	0.00	0.00	0.00
	<b>0.00</b>	<b>0.00</b>	<b>0.00</b>	<b>0.00</b>	<b>0.00</b>	<b>0.00</b>	<b>0.00</b>	<b>0.00</b>	<b>0.00</b>
	<b>01-2135 Average Daily Balance:</b>								<b>0.00</b>
									<b>Beginning Balance:</b>
01-2140 - CHILD SUPPORT									0.00
01/12/2023	0.00	0.00	0.00	0.00	0.00	0.00	0.00	0.00	0.00
01/26/2023	0.00	0.00	0.00	0.00	0.00	0.00	0.00	0.00	0.00
	<b>0.00</b>	<b>0.00</b>	<b>0.00</b>	<b>0.00</b>	<b>0.00</b>	<b>0.00</b>	<b>0.00</b>	<b>0.00</b>	<b>0.00</b>
	<b>01-2140 Average Daily Balance:</b>								<b>0.00</b>
									<b>Beginning Balance:</b>
01-2145 - Vision Insurance									0.00
01/12/2023	0.00	0.00	0.00	0.00	0.00	0.00	0.00	0.00	0.00
01/26/2023	0.00	0.00	0.00	0.00	0.00	0.00	0.00	0.00	0.00
	<b>0.00</b>	<b>0.00</b>	<b>0.00</b>	<b>0.00</b>	<b>0.00</b>	<b>0.00</b>	<b>0.00</b>	<b>0.00</b>	<b>0.00</b>
	<b>01-2145 Average Daily Balance:</b>								<b>0.00</b>
									<b>Beginning Balance:</b>
01-2150 - Cigna Life Insurance									0.00
01-2155 - Washington National									0.00
01/12/2023	0.00	0.00	0.00	0.00	0.00	0.00	0.00	0.00	0.00
01/26/2023	0.00	0.00	0.00	0.00	0.00	0.00	0.00	0.00	0.00
	<b>0.00</b>	<b>0.00</b>	<b>0.00</b>	<b>0.00</b>	<b>0.00</b>	<b>0.00</b>	<b>0.00</b>	<b>0.00</b>	<b>0.00</b>
	<b>01-2155 Average Daily Balance:</b>								<b>0.00</b>
									<b>Beginning Balance:</b>
01-2160 - AFLAC									0.00
01/12/2023	0.00	0.00	0.00	0.00	0.00	0.00	0.00	0.00	0.00
01/26/2023	0.00	0.00	0.00	0.00	0.00	0.00	0.00	0.00	0.00
	<b>0.00</b>	<b>0.00</b>	<b>0.00</b>	<b>0.00</b>	<b>0.00</b>	<b>0.00</b>	<b>0.00</b>	<b>0.00</b>	<b>0.00</b>
	<b>01-2160 Average Daily Balance:</b>								<b>0.00</b>
									<b>Beginning Balance:</b>
01-9999 - PY Correction Payable									0.00
02-1000 - CASH									0.00
04-1000 - CASH									0.00
04-1010 - Claim On Cash									0.00
01/03/2023	0.00	0.00	0.00	0.00	0.00	0.00	60.00	60.00	-1,814.39
01/04/2023	0.00	0.00	0.00	0.00	0.00	0.00	382.60	382.60	-1,371.79
01/05/2023	0.00	0.00	0.00	0.00	0.00	0.00	1,701.42	1,701.42	329.63

Cash Analysis Report

Date Range: 01/01/2023 - 01/31/2023

Day	Bank Drafts	Checks	Deposits	EFTs	SVC Charges	Interest	Misc / None	Net Change	Balance	
01/13/2023	0.00	0.00	0.00	0.00	0.00	0.00	1,404.07	1,404.07	1,733.70	
01/17/2023	0.00	0.00	0.00	0.00	0.00	0.00	30.00	30.00	1,763.70	
01/18/2023	0.00	0.00	0.00	0.00	0.00	0.00	9,386.18	9,386.18	11,149.88	
01/19/2023	0.00	0.00	0.00	0.00	0.00	0.00	-13,251.27	-13,251.27	-2,101.39	
01/24/2023	0.00	0.00	0.00	0.00	0.00	0.00	75.00	75.00	-2,026.39	
	<b>0.00</b>	<b>0.00</b>	<b>0.00</b>	<b>0.00</b>	<b>0.00</b>	<b>0.00</b>	<b>-212.00</b>	<b>-212.00</b>	<b>-2,026.39</b>	
	<b>04-1010 Average Daily Balance:</b>								<b>-354.44</b>	
04-1020 - Due From JP FUND									<b>Beginning Balance:</b>	15,802.26
04-1021 - DUE FROM CLERK									<b>Beginning Balance:</b>	2,975.01
04-2000 - ACCOUNTS PAYABLE									<b>Beginning Balance:</b>	0.00
04-2020 - Accounts Payable Pending - Pool									<b>Beginning Balance:</b>	0.00
01/19/2023	0.00	0.00	0.00	0.00	0.00	0.00	0.00	0.00	0.00	
	<b>0.00</b>	<b>0.00</b>	<b>0.00</b>	<b>0.00</b>	<b>0.00</b>	<b>0.00</b>	<b>0.00</b>	<b>0.00</b>	<b>0.00</b>	
	<b>04-2020 Average Daily Balance:</b>								<b>0.00</b>	
04-2029 - DUE TO GENERAL FUND									<b>Beginning Balance:</b>	-2,756.74
04-2038 - DUE TO STATE OR OTHERS									<b>Beginning Balance:</b>	-15,276.84
05-1000 - CASH									<b>Beginning Balance:</b>	0.00
05-1010 - Claim On Cash									<b>Beginning Balance:</b>	1,572.79
05-2000 - ACCOUNTS PAYABLE									<b>Beginning Balance:</b>	0.00
05-2020 - Accounts Payable Pending - Pool									<b>Beginning Balance:</b>	0.00
06-1000 - CASH									<b>Beginning Balance:</b>	0.00
06-1010 - Claim On Cash									<b>Beginning Balance:</b>	12,406.76
06-2000 - ACCOUNTS PAYABLE									<b>Beginning Balance:</b>	0.00
06-2020 - Accounts Payable Pending - Pool									<b>Beginning Balance:</b>	0.00
09-1010 - Claim On Cash									<b>Beginning Balance:</b>	14,769.10
01/06/2023	0.00	0.00	0.00	0.00	0.00	0.00	-3,102.08	-3,102.08	11,667.02	
01/31/2023	0.00	0.00	0.00	0.00	0.00	0.00	88.44	88.44	11,755.46	
	<b>0.00</b>	<b>0.00</b>	<b>0.00</b>	<b>0.00</b>	<b>0.00</b>	<b>0.00</b>	<b>-3,013.64</b>	<b>-3,013.64</b>	<b>11,755.46</b>	
	<b>09-1010 Average Daily Balance:</b>								<b>12,170.21</b>	
09-2020 - Accounts Pending - Pool									<b>Beginning Balance:</b>	0.00
01/06/2023	0.00	0.00	0.00	0.00	0.00	0.00	0.00	0.00	0.00	
	<b>0.00</b>	<b>0.00</b>	<b>0.00</b>	<b>0.00</b>	<b>0.00</b>	<b>0.00</b>	<b>0.00</b>	<b>0.00</b>	<b>0.00</b>	
	<b>09-2020 Average Daily Balance:</b>								<b>0.00</b>	
10-1010 - Claim On Cash									<b>Beginning Balance:</b>	385,906.55
01/31/2023	0.00	0.00	0.00	0.00	0.00	0.00	1,542.33	1,542.33	387,448.88	
	<b>0.00</b>	<b>0.00</b>	<b>0.00</b>	<b>0.00</b>	<b>0.00</b>	<b>0.00</b>	<b>1,542.33</b>	<b>1,542.33</b>	<b>387,448.88</b>	
	<b>10-1010 Average Daily Balance:</b>								<b>385,956.30</b>	
10-2020 - Accounts Pending - Pool									<b>Beginning Balance:</b>	0.00
12-1000 - CASH									<b>Beginning Balance:</b>	682,243.91
01/03/2023	0.00	0.00	2,012.65	0.00	0.00	0.00	0.00	2,012.65	684,256.56	
01/06/2023	0.00	0.00	124,536.97	0.00	0.00	0.00	0.00	124,536.97	808,793.53	
01/11/2023	0.00	0.00	312,702.08	0.00	0.00	0.00	0.00	312,702.08	1,121,495.61	
01/18/2023	0.00	0.00	377,286.40	0.00	0.00	0.00	0.00	377,286.40	1,498,782.01	
01/25/2023	0.00	0.00	455,056.01	0.00	0.00	0.00	0.00	455,056.01	1,953,838.02	
01/27/2023	0.00	0.00	430,667.16	0.00	0.00	0.00	0.00	430,667.16	2,384,505.18	
01/31/2023	0.00	0.00	0.00	0.00	0.00	4,115.14	0.00	4,115.14	2,388,620.32	
	<b>0.00</b>	<b>0.00</b>	<b>1,702,261.27</b>	<b>0.00</b>	<b>0.00</b>	<b>4,115.14</b>	<b>0.00</b>	<b>1,706,376.41</b>	<b>2,388,620.32</b>	
	<b>12-1000 Average Daily Balance:</b>								<b>1,343,144.70</b>	
12-2000 - ACCOUNTS PAYABLE									<b>Beginning Balance:</b>	0.00
12-2020 - Accounts Payable Pending - Pool									<b>Beginning Balance:</b>	0.00
14-1000 - CASH									<b>Beginning Balance:</b>	0.00
14-1010 - Claim On Cash									<b>Beginning Balance:</b>	6,162,116.58
01/03/2023	0.00	0.00	0.00	0.00	0.00	0.00	8,120.70	8,120.70	6,170,237.28	
01/06/2023	0.00	0.00	0.00	0.00	0.00	0.00	-144,985.53	-144,985.53	6,025,251.75	
01/12/2023	0.00	0.00	0.00	0.00	0.00	0.00	-184,702.28	-184,702.28	5,840,549.47	

Cash Analysis Report

Date Range: 01/01/2023 - 01/31/2023

Day	Bank Drafts	Checks	Deposits	EFTs	SVC Charges	Interest	Misc / None	Net Change	Balance	
01/31/2023	0.00	0.00	0.00	0.00	0.00	0.00	22,178.61	22,178.61	5,862,728.08	
	<b>0.00</b>	<b>0.00</b>	<b>0.00</b>	<b>0.00</b>	<b>0.00</b>	<b>0.00</b>	<b>-299,388.50</b>	<b>-299,388.50</b>	<b>5,862,728.08</b>	
	<b>14-1010 Average Daily Balance:</b>								<b>5,929,665.27</b>	
14-1024 - Due From I&S									<b>Beginning Balance:</b>	0.00
14-2000 - ACCOUNTS PAYABLE									<b>Beginning Balance:</b>	0.00
14-2020 - Accounts Payable Pending - Pool									<b>Beginning Balance:</b>	0.00
01/06/2023	0.00	0.00	0.00	0.00	0.00	0.00	0.00	0.00	0.00	
01/12/2023	0.00	0.00	0.00	0.00	0.00	0.00	0.00	0.00	0.00	
	<b>0.00</b>	<b>0.00</b>	<b>0.00</b>	<b>0.00</b>	<b>0.00</b>	<b>0.00</b>	<b>0.00</b>	<b>0.00</b>	<b>0.00</b>	
	<b>14-2020 Average Daily Balance:</b>								<b>0.00</b>	
15-1000 - CASH									<b>Beginning Balance:</b>	2,499,645.58
01/02/2023	0.00	-540.00	0.00	0.00	0.00	0.00	0.00	-540.00	2,499,105.58	
01/03/2023	0.00	0.00	9,354.46	0.00	0.00	0.00	0.00	9,354.46	2,508,460.04	
01/05/2023	0.00	0.00	1,670.13	0.00	0.00	0.00	0.00	1,670.13	2,510,130.17	
01/06/2023	0.00	-57,481.04	0.00	0.00	0.00	0.00	0.00	-57,481.04	2,452,649.13	
01/09/2023	-46,810.44	0.00	77,008.26	0.00	0.00	0.00	0.00	30,197.82	2,482,846.95	
01/13/2023	-58,179.53	-2,678.12	19,524.71	0.00	0.00	0.00	0.00	-41,332.94	2,441,514.01	
01/23/2023	-74,944.31	0.00	0.00	0.00	0.00	0.00	0.00	-74,944.31	2,366,569.70	
01/26/2023	0.00	0.00	73.92	0.00	0.00	0.00	0.00	73.92	2,366,643.62	
01/27/2023	-31,919.07	-813.85	0.00	0.00	0.00	0.00	0.00	-32,732.92	2,333,910.70	
01/31/2023	0.00	0.00	0.00	0.00	0.00	8,704.03	0.00	8,704.03	2,342,614.73	
	<b>-211,853.35</b>	<b>-61,513.01</b>	<b>107,631.48</b>	<b>0.00</b>	<b>0.00</b>	<b>8,704.03</b>	<b>0.00</b>	<b>-157,030.85</b>	<b>2,342,614.73</b>	
	<b>15-1000 Average Daily Balance:</b>								<b>2,431,447.97</b>	
15-1001 - DUE FROM FUND 01									<b>Beginning Balance:</b>	0.00
15-1017 - DUE FROM FUND '17									<b>Beginning Balance:</b>	0.00
15-2000 - ACCOUNTS PAYABLE									<b>Beginning Balance:</b>	0.00
01/02/2023	0.00	0.00	0.00	0.00	0.00	0.00	0.00	0.00	0.00	
01/06/2023	0.00	0.00	0.00	0.00	0.00	0.00	0.00	0.00	0.00	
01/13/2023	0.00	0.00	0.00	0.00	0.00	0.00	2,678.12	2,678.12	2,678.12	
01/17/2023	0.00	0.00	0.00	0.00	0.00	0.00	-2,678.12	-2,678.12	0.00	
01/27/2023	0.00	0.00	0.00	0.00	0.00	0.00	0.00	0.00	0.00	
	<b>0.00</b>	<b>0.00</b>	<b>0.00</b>	<b>0.00</b>	<b>0.00</b>	<b>0.00</b>	<b>0.00</b>	<b>0.00</b>	<b>0.00</b>	
	<b>15-2000 Average Daily Balance:</b>								<b>345.56</b>	
16-1000 - CASH									<b>Beginning Balance:</b>	0.00
16-1010 - Claim On Cash									<b>Beginning Balance:</b>	5,488.04
16-2000 - ACCOUNTS PAYABLE									<b>Beginning Balance:</b>	0.00
16-2020 - Accounts Payable Pending - Pool									<b>Beginning Balance:</b>	0.00
17-1000 - CASH									<b>Beginning Balance:</b>	315,577.54
01/02/2023	0.00	-497.58	0.00	0.00	0.00	0.00	0.00	-497.58	315,079.96	
01/03/2023	0.00	-7,536.30	0.00	0.00	0.00	0.00	0.00	-7,536.30	307,543.66	
01/04/2023	0.00	0.00	7,031.00	0.00	0.00	0.00	0.00	7,031.00	314,574.66	
01/06/2023	0.00	-827.96	0.00	0.00	0.00	0.00	0.00	-827.96	313,746.70	
01/12/2023	0.00	0.00	0.00	-2,585.68	0.00	0.00	0.00	-2,585.68	311,161.02	
01/13/2023	-910.29	0.00	0.00	0.00	0.00	0.00	0.00	-910.29	310,250.73	
01/20/2023	0.00	0.00	7,031.00	0.00	0.00	0.00	0.00	7,031.00	317,281.73	
01/26/2023	0.00	0.00	0.00	-2,585.68	0.00	0.00	0.00	-2,585.68	314,696.05	
01/27/2023	-910.29	-14,559.09	0.00	0.00	0.00	0.00	0.00	-15,469.38	299,226.67	
01/31/2023	0.00	0.00	0.00	0.00	0.00	26.87	0.00	26.87	299,253.54	
	<b>-1,820.58</b>	<b>-23,420.93</b>	<b>14,062.00</b>	<b>-5,171.36</b>	<b>0.00</b>	<b>26.87</b>	<b>0.00</b>	<b>-16,324.00</b>	<b>299,253.54</b>	
	<b>17-1000 Average Daily Balance:</b>								<b>311,203.01</b>	
17-1001 - Due From General Fund									<b>Beginning Balance:</b>	0.00
17-1100 - DUE FROM TJJJ									<b>Beginning Balance:</b>	0.00
17-2000 - ACCOUNTS PAYABLE									<b>Beginning Balance:</b>	-497.58
01/02/2023	0.00	0.00	0.00	0.00	0.00	0.00	497.58	497.58	0.00	
01/03/2023	0.00	0.00	0.00	0.00	0.00	0.00	0.00	0.00	0.00	
01/06/2023	0.00	0.00	0.00	0.00	0.00	0.00	0.00	0.00	0.00	



Cash Analysis Report

Date Range: 01/01/2023 - 01/31/2023

Day	Bank Drafts	Checks	Deposits	EFTs	SVC Charges	Interest	Misc / None	Net Change	Balance
01/12/2023	0.00	0.00	0.00	0.00	0.00	0.00	-1,792.64	-1,792.64	-1,792.64
01/13/2023	0.00	0.00	0.00	0.00	0.00	0.00	910.29	910.29	-882.35
01/26/2023	0.00	0.00	0.00	0.00	0.00	0.00	-1,792.64	-1,792.64	-2,674.99
01/27/2023	0.00	0.00	0.00	0.00	0.00	0.00	910.29	910.29	-1,764.70
	<b>0.00</b>	<b>0.00</b>	<b>0.00</b>	<b>0.00</b>	<b>0.00</b>	<b>0.00</b>	<b>-1,267.12</b>	<b>-1,267.12</b>	<b>-1,764.70</b>
							<b>17-2000 Average Daily Balance:</b>		<b>-814.81</b>
								<b>Beginning Balance:</b>	0.00
17-2100 - FICA TAXES PAYABLE									
01/12/2023	0.00	0.00	0.00	0.00	0.00	0.00	0.00	0.00	0.00
01/26/2023	0.00	0.00	0.00	0.00	0.00	0.00	0.00	0.00	0.00
	<b>0.00</b>	<b>0.00</b>	<b>0.00</b>	<b>0.00</b>	<b>0.00</b>	<b>0.00</b>	<b>0.00</b>	<b>0.00</b>	<b>0.00</b>
							<b>17-2100 Average Daily Balance:</b>		<b>0.00</b>
								<b>Beginning Balance:</b>	0.00
17-2105 - WITHHOLDING PAYABLE									
01/12/2023	0.00	0.00	0.00	0.00	0.00	0.00	0.00	0.00	0.00
01/26/2023	0.00	0.00	0.00	0.00	0.00	0.00	0.00	0.00	0.00
	<b>0.00</b>	<b>0.00</b>	<b>0.00</b>	<b>0.00</b>	<b>0.00</b>	<b>0.00</b>	<b>0.00</b>	<b>0.00</b>	<b>0.00</b>
							<b>17-2105 Average Daily Balance:</b>		<b>0.00</b>
								<b>Beginning Balance:</b>	0.00
17-2110 - RETIREMENT PAYABLE									
01/12/2023	0.00	0.00	0.00	0.00	0.00	0.00	0.00	0.00	0.00
01/26/2023	0.00	0.00	0.00	0.00	0.00	0.00	0.00	0.00	0.00
	<b>0.00</b>	<b>0.00</b>	<b>0.00</b>	<b>0.00</b>	<b>0.00</b>	<b>0.00</b>	<b>0.00</b>	<b>0.00</b>	<b>0.00</b>
							<b>17-2110 Average Daily Balance:</b>		<b>0.00</b>
								<b>Beginning Balance:</b>	0.00
17-2120 - DEPENDENT HEALTH									
01/12/2023	0.00	0.00	0.00	0.00	0.00	0.00	0.00	0.00	0.00
01/26/2023	0.00	0.00	0.00	0.00	0.00	0.00	0.00	0.00	0.00
	<b>0.00</b>	<b>0.00</b>	<b>0.00</b>	<b>0.00</b>	<b>0.00</b>	<b>0.00</b>	<b>0.00</b>	<b>0.00</b>	<b>0.00</b>
							<b>17-2120 Average Daily Balance:</b>		<b>0.00</b>
								<b>Beginning Balance:</b>	0.00
17-2125 - DEFERRED COMPENSATION									
								<b>Beginning Balance:</b>	0.00
17-2130 - CREDIT UNION									
								<b>Beginning Balance:</b>	0.00
17-2135 - LEGALSHIELD									
								<b>Beginning Balance:</b>	0.00
17-2140 - CHILD SUPPORT									
								<b>Beginning Balance:</b>	0.00
17-2145 - Vision									
01/12/2023	0.00	0.00	0.00	0.00	0.00	0.00	0.00	0.00	0.00
01/26/2023	0.00	0.00	0.00	0.00	0.00	0.00	0.00	0.00	0.00
	<b>0.00</b>	<b>0.00</b>	<b>0.00</b>	<b>0.00</b>	<b>0.00</b>	<b>0.00</b>	<b>0.00</b>	<b>0.00</b>	<b>0.00</b>
							<b>17-2145 Average Daily Balance:</b>		<b>0.00</b>
								<b>Beginning Balance:</b>	0.00
17-2150 - Cigna Life Insurance									
								<b>Beginning Balance:</b>	0.00
17-2155 - Washington Nat'l									
01/12/2023	0.00	0.00	0.00	0.00	0.00	0.00	0.00	0.00	0.00
01/26/2023	0.00	0.00	0.00	0.00	0.00	0.00	0.00	0.00	0.00
	<b>0.00</b>	<b>0.00</b>	<b>0.00</b>	<b>0.00</b>	<b>0.00</b>	<b>0.00</b>	<b>0.00</b>	<b>0.00</b>	<b>0.00</b>
							<b>17-2155 Average Daily Balance:</b>		<b>0.00</b>
								<b>Beginning Balance:</b>	0.00
17-2160 - AFLAC									
								<b>Beginning Balance:</b>	0.00
17-2200 - PY Wages Payable									
01/12/2023	0.00	0.00	0.00	0.00	0.00	0.00	0.00	0.00	0.00
01/26/2023	0.00	0.00	0.00	0.00	0.00	0.00	0.00	0.00	0.00
	<b>0.00</b>	<b>0.00</b>	<b>0.00</b>	<b>0.00</b>	<b>0.00</b>	<b>0.00</b>	<b>0.00</b>	<b>0.00</b>	<b>0.00</b>
							<b>17-2200 Average Daily Balance:</b>		<b>0.00</b>
								<b>Beginning Balance:</b>	287.12
17-9999 - PY Correction Payable									
								<b>Beginning Balance:</b>	0.00
18-1000 - CASH									
								<b>Beginning Balance:</b>	233,203.97
18-1010 - Claim On Cash									
01/04/2023	0.00	0.00	0.00	0.00	0.00	0.00	2,803.00	2,803.00	236,006.97
01/05/2023	0.00	0.00	0.00	0.00	0.00	0.00	262.46	262.46	236,269.43
01/06/2023	0.00	0.00	0.00	0.00	0.00	0.00	-6,975.00	-6,975.00	229,294.43



Cash Analysis Report

Date Range: 01/01/2023 - 01/31/2023

Day	Bank Drafts	Checks	Deposits	EFTs	SVC Charges	Interest	Misc / None	Net Change	Balance
01/25/2023	0.00	0.00	0.00	0.00	0.00	0.00	200.00	200.00	54,169.12
01/26/2023	0.00	0.00	0.00	0.00	0.00	0.00	1,881.00	1,881.00	56,050.12
01/27/2023	0.00	0.00	0.00	0.00	0.00	0.00	790.00	790.00	56,840.12
01/30/2023	0.00	0.00	0.00	0.00	0.00	0.00	6,975.00	6,975.00	63,815.12
01/31/2023	0.00	0.00	0.00	0.00	0.00	0.00	494.50	494.50	64,309.62
	<b>0.00</b>	<b>0.00</b>	<b>0.00</b>	<b>0.00</b>	<b>0.00</b>	<b>0.00</b>	<b>-3,930.53</b>	<b>-3,930.53</b>	<b>64,309.62</b>
	<b>26-1010 Average Daily Balance:</b>								<b>62,762.44</b>
									Beginning Balance:
									0.00
									Beginning Balance:
									0.00
26-2000 - ACCOUNTS PAYABLE									
26-2020 - Accounts Payable Pending - Pool									
01/19/2023	0.00	0.00	0.00	0.00	0.00	0.00	0.00	0.00	0.00
	<b>0.00</b>	<b>0.00</b>	<b>0.00</b>	<b>0.00</b>	<b>0.00</b>	<b>0.00</b>	<b>0.00</b>	<b>0.00</b>	<b>0.00</b>
	<b>26-2020 Average Daily Balance:</b>								<b>0.00</b>
									Beginning Balance:
									-89.90
									Beginning Balance:
									-18,417.20
									Beginning Balance:
									-568.54
									Beginning Balance:
									-482.22
									Beginning Balance:
									-50.00
									Beginning Balance:
									-15,802.26
									Beginning Balance:
									0.00
									Beginning Balance:
									38,189.31
27-1000 - CASH									
27-1010 - Claim On Cash									
01/18/2023	0.00	0.00	0.00	0.00	0.00	0.00	375.36	375.36	38,564.67
	<b>0.00</b>	<b>0.00</b>	<b>0.00</b>	<b>0.00</b>	<b>0.00</b>	<b>0.00</b>	<b>375.36</b>	<b>375.36</b>	<b>38,564.67</b>
	<b>27-1010 Average Daily Balance:</b>								<b>38,358.83</b>
									Beginning Balance:
									482.22
									Beginning Balance:
									0.00
									Beginning Balance:
									0.00
									Beginning Balance:
									0.00
									Beginning Balance:
									2,115.80
28-1000 - CASH									
28-1010 - Claim On Cash									
01/18/2023	0.00	0.00	0.00	0.00	0.00	0.00	131.00	131.00	2,246.80
01/19/2023	0.00	0.00	0.00	0.00	0.00	0.00	-291.50	-291.50	1,955.30
	<b>0.00</b>	<b>0.00</b>	<b>0.00</b>	<b>0.00</b>	<b>0.00</b>	<b>0.00</b>	<b>-160.50</b>	<b>-160.50</b>	<b>1,955.30</b>
	<b>28-1010 Average Daily Balance:</b>								<b>2,052.72</b>
									Beginning Balance:
									89.90
									Beginning Balance:
									0.00
									Beginning Balance:
									0.00
									Beginning Balance:
									0.00
									Beginning Balance:
									2,115.80
28-1020 - DUE FROM JP FUND									
28-2000 - ACCOUNTS PAYABLE									
28-2020 - Accounts Payable Pending - Pool									
01/19/2023	0.00	0.00	0.00	0.00	0.00	0.00	0.00	0.00	0.00
	<b>0.00</b>	<b>0.00</b>	<b>0.00</b>	<b>0.00</b>	<b>0.00</b>	<b>0.00</b>	<b>0.00</b>	<b>0.00</b>	<b>0.00</b>
	<b>28-2020 Average Daily Balance:</b>								<b>0.00</b>
									Beginning Balance:
									-1,792.60
									Beginning Balance:
									-929.70
									Beginning Balance:
									24,736.32
									Beginning Balance:
									12,263.93
28-2029 - DUE TO GENERA FUND									
28-2037 - DUE TO STATE									
29-1010 - Claim On Cash									
31-1010 - Claim On Cash									
01/12/2023	0.00	0.00	0.00	0.00	0.00	0.00	140.00	140.00	12,403.93
01/26/2023	0.00	0.00	0.00	0.00	0.00	0.00	400.00	400.00	12,803.93
	<b>0.00</b>	<b>0.00</b>	<b>0.00</b>	<b>0.00</b>	<b>0.00</b>	<b>0.00</b>	<b>540.00</b>	<b>540.00</b>	<b>12,803.93</b>
	<b>31-1010 Average Daily Balance:</b>								<b>12,431.67</b>
									Beginning Balance:
									50.00
									Beginning Balance:
									327,879.00
31-1020 - Due From JP Fund									
32-1010 - Claim On Cash									
01/04/2023	0.00	0.00	0.00	0.00	0.00	0.00	2,795.00	2,795.00	330,674.00
01/13/2023	0.00	0.00	0.00	0.00	0.00	0.00	5,577.00	5,577.00	336,251.00
	<b>0.00</b>	<b>0.00</b>	<b>0.00</b>	<b>0.00</b>	<b>0.00</b>	<b>0.00</b>	<b>8,372.00</b>	<b>8,372.00</b>	<b>336,251.00</b>
	<b>32-1010 Average Daily Balance:</b>								<b>333,821.68</b>
									Beginning Balance:
									5,777.00
32-1021 - DUE FROM CLERK									

## Fund Summary

Fund	Beginning Balance	Net Change	Ending Balance
01	25,905,205.99	6,353,050.35	32,258,256.34
02	0.00	0.00	0.00
04	-1,070.70	-212.00	-1,282.70
05	1,572.79	0.00	1,572.79
06	12,406.76	0.00	12,406.76
09	14,769.10	-3,013.64	11,755.46
10	385,906.55	1,542.33	387,448.88
12	682,243.91	1,706,376.41	2,388,620.32
14	6,162,116.58	-299,388.50	5,862,728.08
15	2,499,645.58	-157,030.85	2,342,614.73
16	5,488.04	0.00	5,488.04
17	315,367.08	-17,591.12	297,775.96
18	238,918.97	2,035.36	240,954.33
19	14,273.12	0.00	14,273.12
20	80,801.00	0.00	80,801.00
22	46,944.49	569.83	47,514.32
23	27,817.35	0.00	27,817.35
24	1,752.87	0.00	1,752.87
25	15,326.93	1,111.46	16,438.39
26	32,830.03	-3,930.53	28,899.50
27	38,671.53	375.36	39,046.89
28	-516.60	-160.50	-677.10
29	24,736.32	0.00	24,736.32
31	12,313.93	540.00	12,853.93
32	333,656.00	8,372.00	342,028.00
<b>Report Total:</b>	<b>36,851,177.62</b>	<b>7,592,645.96</b>	<b>44,443,823.58</b>





STATE OF TEXAS


COUNTY OF UPTON


BEFORE ME, the undersigned authority, on this day personally appeared the undersigned who, did each, upon his respective oath, state that the requirements of Section 114.026 of the Local government code of the State of Texas have been met for the regular term of the commissioners' Court of Upton County, Texas, for the fiscal year **2023** by the adoption of an Order of the Commissioners' Court on the **6<sup>TH</sup> MARCH, 2023** accepting and approving as correct the Monthly Report of the County Treasurer of Upton County, Texas, for the month of **JANIARY 2023**, which Order complies with all respects of Section 114.026 and which Order appears in the Minutes of the Commissioners' Court.

  
\_\_\_\_\_  
Dusty Kilgore, County Judge

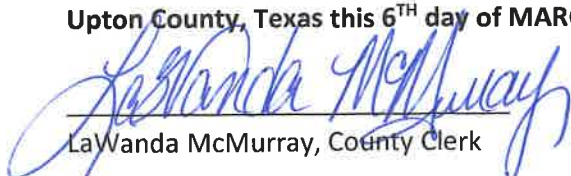
  
\_\_\_\_\_  
Gary "Pete" Jackson, Comm. Precinct 1

  
\_\_\_\_\_  
Cody Owens, Comm. Precinct 2

  
\_\_\_\_\_  
Mike Smart, Comm. Precinct 3

  
\_\_\_\_\_  
Cody Zamora, Comm. Precinct 4

Witness my hand and the seal of the Commissioners' Court of  
Upton County, Texas this 6<sup>TH</sup> day of MARCH, 2023

  
\_\_\_\_\_  
LaWanda McMurray, County Clerk