



UPTON COUNTY  
TREASURER'S MONTHLY  
REPORT  
DECEMBER, 2022

FILED  
3/6/2023 AT 2:01 PM  
LAWANDA McMURRAY  
CLERK, COUNTY DISTRICT COURT  
UPTON COUNTY, TEXAS



Vivian Venegas  
UPTON COUNTY TREASURER  
**Monthly Report**  
**DECEMBER 2022**

The Treasurers' Monthly Report includes, but not limited to, money received and dispersed on all accounts held by the Treasurer.

The affidavit must state the amount of the cash and other assets that are in the custody of the county treasurer at the time of the examination. {LGC 114.026(d)} **Month Ending Balance \$ 38,455,106.89**

WHEREAS, Section 114.026 of the Local Government code of the State of Texas requires that the county Treasurer provide the commissioner's Court with detailed financial reports of the regular term of the Commissioners' Court; and

WHEREAS, the County Treasurer makes all her books and accounts available to the Commissioners' Court for inspection and examination as they desire; and

WHEREAS, the county Treasurer has presented to the commissioners' Court her report for the month ending **DECEMBER, 2022.**


NOW, THEREFORE, IT IS HEREBY ORDERED by the Commissioners' Court of Upton County, Texas, that such Treasurer's Report for the month ending **DECEMBER, 2022**, be, and hereby is, approved and accepted as correct.

Therefore, Vivian Venegas, Treasurer of Upton County, Texas, who being fully sworn, upon oath says that the within and foregoing report is true and correct to the best of her knowledge.

 3/6/2023  
Vivian Venegas, Treasurer, Upton County / Date

Commissioner's court having reviewed the Treasurer's Report as presented, having taken reasonable steps to ensure its accuracy and based upon presentations of the Treasurer's Office approve the report, subject to the independent auditor's review and request that it be filed with the official minutes of this meeting. {LGC 114.026(c)}


In addition, the below signatures affirm that the Treasurer's Report complies with statutes as referenced. {LGC 114.026(d)}

  
Gary "Pete" Jackson, Comm. Pct. 1 / Date

  
Dusty Kilgore, County Judge / Date

  
Cody Owens, Comm. Pct. 2/Date

  
Mike Smart, Comm. Pct. 3/Date

  
Cody Zamora, Comm. Pct. 4 / Date



DECEMBER, 2022 Investments

<b>FUND</b>	<b>Beginning Investments</b>	<b>Ending Investment</b>	<b>Ending Interest</b>
TXPOOL OPERATING FUND	16,504,178.50	16,954,454.34	55,861.08
TXPOOL BLDG.&FLEET	7,037,768.50	6,374,544.49	22,441.48
FSB ICS	3,042,714.98	3,050,523.11	7,808.13
UBS OP FUND	10,005,899.52	10,044,680.56	38,781.04
TXPOOL UPLAND	131,260.00	130,091.56	331.56
TXPOOL EBT	2,484,870.97	2,443,178.88	8,307.91
TXPOOL I&S	10,083.67	347,060.31	380.69
<b>TOTAL</b>	<b>39,216,776.14</b>	<b>39,344,533.25</b>	<b>133,911.89</b>



Upton County, TX

# Treasurers Report Summary

Date Range: 12/01/2022 - 12/31/2022

Fund	Beginning Cash Balance	Revenues	Expenses	Net Change Assets	Net Change Liabilities	Calculated Ending Balance	Actual Ending Balance	Calculated - Actual Ending
01 - GENERAL FUND	26,209,505.11	161,730.02	861,144.28	0.00	-20,478.08	25,530,568.93	25,530,564.23	4.70
02 - UPTON COUNTY CONSTRUCTION FUND	0.00	67,842.16	0.00	0.00	0.00	67,842.16	0.00	67,842.16
04 - STATE FUNDS	-1,874.39	60.00	0.00	0.00	0.00	-1,814.39	-1,814.39	0.00
05 - CRIMESTOPPERS FUND	1,572.79	0.00	0.00	0.00	0.00	1,572.79	1,572.79	0.00
06 - LAW ENFORCEMENT EDUCATION	12,406.76	0.00	0.00	0.00	0.00	12,406.76	12,406.76	0.00
07 - COUNTY SPECIALTY COURT	0.00	0.00	0.00	0.00	0.00	0.00	0.00	0.00
08 - TRUANCY PREVENTION & DIVERSION FUND	0.00	0.00	0.00	0.00	0.00	0.00	0.00	0.00
09 - HAVA GRANT	22,079.60	106.12	7,416.62	0.00	0.00	14,769.10	14,769.10	0.00
10 - AMERICAN RESCUE PLAN 2021	384,465.19	1,441.36	0.00	0.00	0.00	385,906.55	385,906.55	0.00
12 - INTEREST/SINKING FUND	20,090.70	662,153.21	0.00	0.00	0.00	682,243.91	682,243.91	0.00
14 - BUILDING FLEET FUND	6,799,226.35	48,555.82	685,665.59	0.00	0.00	6,162,116.58	6,162,116.58	0.00
15 - EMPLOYEES' BENEFIT TRUST	2,583,666.97	136,633.05	220,654.44	0.00	0.00	2,499,645.58	2,499,645.58	0.00
16 - ATTORNEY ADMIN FUND	5,488.04	0.00	0.00	0.00	0.00	5,488.04	5,488.04	0.00
17 - UPTON/REAGAN JUVENILE PROBATION FUND	303,572.31	40,463.63	28,955.98	0.00	-497.58	315,577.54	315,577.54	0.00
18 - CLERK'S RECORD MANAGEMENT FUND	233,203.97	0.00	0.00	0.00	0.00	233,203.97	233,203.97	0.00
19 - SHERIFF'S AUCTION FUND	14,273.12	0.00	0.00	0.00	0.00	14,273.12	14,273.12	0.00
20 - SHERIFF'S CASH BOND TRUST	79,301.00	1,500.00	0.00	0.00	0.00	80,801.00	80,801.00	0.00
22 - RECORDS MGT/PRESERVATION	46,629.49	0.00	0.00	0.00	0.00	46,629.49	46,629.49	0.00
23 - 911	0.00	0.00	0.00	0.00	0.00	0.00	0.00	0.00
24 - SHERIFF'S SEIZURE FUND	1,752.87	0.00	0.00	0.00	0.00	1,752.87	1,752.87	0.00
25 - SECURITY FEE	14,083.39	0.00	0.00	0.00	0.00	14,083.39	14,083.39	0.00
26 - JUSTICES OF THE PEACE	59,171.66	9,068.49	0.00	0.00	0.00	68,240.15	68,240.15	0.00
27 - JP TECHNOLOGY FUND	38,189.31	0.00	0.00	0.00	0.00	38,189.31	38,189.31	0.00
28 - TERTIARY ACCOUNT	2,115.80	0.00	0.00	0.00	0.00	2,115.80	2,115.80	0.00
29 - SHERIFF GRANT REVENUE	9,736.32	15,000.00	0.00	0.00	0.00	24,736.32	24,736.32	0.00
30 - LANGUAGE ACCESS FUND	0.00	0.00	0.00	0.00	0.00	0.00	0.00	0.00
31 - PRE TRIAL INTERVENTION	12,263.93	0.00	0.00	0.00	0.00	12,263.93	12,263.93	0.00
32 - COUNTY CLERK ARCHIVE FUND	327,879.00	0.00	0.00	0.00	0.00	327,879.00	327,879.00	0.00
33 - COURT FACILITY FEE FUND	0.00	0.00	0.00	0.00	0.00	0.00	0.00	0.00
40 - UPLAND SCHOOL LAND	0.00	331.56	0.00	0.00	0.00	331.56	0.00	331.56
98 - TREASURER'S SPECIAL	0.00	1,982,461.85	0.00	0.00	0.00	1,982,461.85	1,982,461.85	0.00
<b>Report Total:</b>	<b>37,178,799.29</b>	<b>3,127,347.27</b>	<b>1,803,836.91</b>	<b>0.00</b>	<b>-20,975.66</b>	<b>38,523,285.31</b>	<b>38,455,106.89</b>	<b>68,178.42</b>



# Cash Analysis Report

## Daily Detail

Date Range: 12/01/2022 - 12/31/2022

Day	Bank Drafts	Checks	Deposits	EFTs	SVC Charges	Interest	Misc / None	Net Change	Balance
01-1000 - CASH								Beginning Balance:	0.00
01-1010 - Claim On Cash								Beginning Balance:	26,209,505.11
12/01/2022	0.00	0.00	0.00	0.00	0.00	0.00	-134,319.52	-134,319.52	26,075,185.59
12/02/2022	0.00	0.00	0.00	0.00	0.00	0.00	-43,909.71	-43,909.71	26,031,275.88
12/05/2022	0.00	0.00	0.00	0.00	0.00	0.00	-135,336.09	-135,336.09	25,895,939.79
12/06/2022	0.00	0.00	0.00	0.00	0.00	0.00	10,921.72	10,921.72	25,906,861.51
12/07/2022	0.00	0.00	0.00	0.00	0.00	0.00	17,595.21	17,595.21	25,924,456.72
12/08/2022	0.00	0.00	0.00	0.00	0.00	0.00	-39,229.11	-39,229.11	25,885,227.61
12/09/2022	0.00	0.00	0.00	0.00	0.00	0.00	300.00	300.00	25,885,527.61
12/12/2022	0.00	0.00	0.00	0.00	0.00	0.00	-20,000.00	-20,000.00	25,865,527.61
12/13/2022	0.00	0.00	0.00	0.00	0.00	0.00	950.00	950.00	25,866,477.61
12/14/2022	0.00	0.00	0.00	0.00	0.00	0.00	1,740.00	1,740.00	25,868,217.61
12/15/2022	0.00	0.00	0.00	0.00	0.00	0.00	-138,370.18	-138,370.18	25,729,847.43
12/16/2022	0.00	0.00	0.00	0.00	0.00	0.00	-40,161.71	-40,161.71	25,689,685.72
12/19/2022	0.00	0.00	0.00	0.00	0.00	0.00	11,194.00	11,194.00	25,700,879.72
12/20/2022	0.00	0.00	0.00	0.00	0.00	0.00	-10,295.41	-10,295.41	25,690,584.31
12/21/2022	0.00	0.00	0.00	0.00	0.00	0.00	-24,669.74	-24,669.74	25,665,914.57
12/22/2022	0.00	0.00	0.00	0.00	0.00	0.00	100.00	100.00	25,666,014.57
12/27/2022	0.00	0.00	0.00	0.00	0.00	0.00	20,100.00	20,100.00	25,686,114.57
12/28/2022	0.00	0.00	0.00	0.00	0.00	0.00	-222,975.71	-222,975.71	25,463,138.86
12/29/2022	0.00	0.00	0.00	0.00	0.00	0.00	-40,093.20	-40,093.20	25,423,045.66
12/30/2022	0.00	0.00	0.00	0.00	0.00	0.00	5,020.00	5,020.00	25,428,065.66
12/31/2022	0.00	0.00	0.00	0.00	0.00	0.00	102,498.57	102,498.57	25,530,564.23
	<b>0.00</b>	<b>0.00</b>	<b>0.00</b>	<b>0.00</b>	<b>0.00</b>	<b>0.00</b>	<b>-678,940.88</b>	<b>-678,940.88</b>	<b>25,530,564.23</b>
							<b>01-1010 Average Daily Balance:</b>		<b>25,766,309.34</b>
01-1017 - Due From Fund 17								Beginning Balance:	0.00
01-1020 - Due From JP FUND								Beginning Balance:	18,417.20
01-1021 - DUE FROM CLERK								Beginning Balance:	27,279.81
01-1022 - Due From TAC								Beginning Balance:	14,366.05
01-1023 - Due From STATE FEE FUND								Beginning Balance:	2,756.74
01-1025 - Due From SHERIFF								Beginning Balance:	0.00
01-1026 - Due From JP TERTIARY FUND								Beginning Balance:	1,792.60
01-1030 - DUE FROM STATE								Beginning Balance:	327,735.70
01-2000 - ACCOUNTS PAYABLE								Beginning Balance:	0.00
01-2020 - Accounts Payable Pending - Pool								Beginning Balance:	2,767.04
12/01/2022	0.00	0.00	0.00	0.00	0.00	0.00	-85,867.85	-85,867.85	-83,100.81
12/02/2022	0.00	0.00	0.00	0.00	0.00	0.00	46,315.31	46,315.31	-36,785.50
12/05/2022	0.00	0.00	0.00	0.00	0.00	0.00	0.00	0.00	-36,785.50
12/06/2022	0.00	0.00	0.00	0.00	0.00	0.00	-4,275.53	-4,275.53	-41,061.03
12/07/2022	0.00	0.00	0.00	0.00	0.00	0.00	2,404.79	2,404.79	-38,656.24
12/08/2022	0.00	0.00	0.00	0.00	0.00	0.00	0.00	0.00	-38,656.24
12/12/2022	0.00	0.00	0.00	0.00	0.00	0.00	-7.05	-7.05	-38,663.29
12/15/2022	0.00	0.00	0.00	0.00	0.00	0.00	-78,317.12	-78,317.12	-116,980.41
12/16/2022	0.00	0.00	0.00	0.00	0.00	0.00	41,188.82	41,188.82	-75,791.59
12/19/2022	0.00	0.00	0.00	0.00	0.00	0.00	0.00	0.00	-75,791.59
12/20/2022	0.00	0.00	0.00	0.00	0.00	0.00	-24,324.74	-24,324.74	-100,116.33
12/21/2022	0.00	0.00	0.00	0.00	0.00	0.00	24,324.74	24,324.74	-75,791.59
12/28/2022	0.00	0.00	0.00	0.00	0.00	0.00	14,034.14	14,034.14	-61,757.45
12/29/2022	0.00	0.00	0.00	0.00	0.00	0.00	44,051.11	44,051.11	-17,706.34
	<b>0.00</b>	<b>0.00</b>	<b>0.00</b>	<b>0.00</b>	<b>0.00</b>	<b>0.00</b>	<b>-20,473.38</b>	<b>-20,473.38</b>	<b>-17,706.34</b>
							<b>01-2020 Average Daily Balance:</b>		<b>-56,330.83</b>
01-2100 - FICA TAXES PAYABLE								Beginning Balance:	0.00
12/01/2022	0.00	0.00	0.00	0.00	0.00	0.00	0.00	0.00	0.00

Cash Analysis Report

Date Range: 12/01/2022 - 12/31/2022

Day	Bank Drafts	Checks	Deposits	EFTs	SVC Charges	Interest	Misc / None	Net Change	Balance	
12/06/2022	0.00	0.00	0.00	0.00	0.00	0.00	0.00	0.00	0.00	
12/15/2022	0.00	0.00	0.00	0.00	0.00	0.00	0.00	0.00	0.00	
12/28/2022	0.00	0.00	0.00	0.00	0.00	0.00	0.00	0.00	0.00	
	<b>0.00</b>	<b>0.00</b>	<b>0.00</b>	<b>0.00</b>	<b>0.00</b>	<b>0.00</b>	<b>0.00</b>	<b>0.00</b>	<b>0.00</b>	
	<b>01-2100 Average Daily Balance:</b>								<b>0.00</b>	
									<b>Beginning Balance:</b>	0.00
01-2105 - WITHHOLDING PAYABLE										
12/01/2022	0.00	0.00	0.00	0.00	0.00	0.00	0.00	0.00	0.00	
12/06/2022	0.00	0.00	0.00	0.00	0.00	0.00	0.00	0.00	0.00	
12/15/2022	0.00	0.00	0.00	0.00	0.00	0.00	0.00	0.00	0.00	
12/28/2022	0.00	0.00	0.00	0.00	0.00	0.00	0.00	0.00	0.00	
	<b>0.00</b>	<b>0.00</b>	<b>0.00</b>	<b>0.00</b>	<b>0.00</b>	<b>0.00</b>	<b>0.00</b>	<b>0.00</b>	<b>0.00</b>	
	<b>01-2105 Average Daily Balance:</b>								<b>0.00</b>	
									<b>Beginning Balance:</b>	0.00
01-2110 - RETIREMENT PAYABLE										
12/01/2022	0.00	0.00	0.00	0.00	0.00	0.00	0.00	0.00	0.00	
12/06/2022	0.00	0.00	0.00	0.00	0.00	0.00	0.00	0.00	0.00	
12/15/2022	0.00	0.00	0.00	0.00	0.00	0.00	0.00	0.00	0.00	
12/28/2022	0.00	0.00	0.00	0.00	0.00	0.00	0.00	0.00	0.00	
	<b>0.00</b>	<b>0.00</b>	<b>0.00</b>	<b>0.00</b>	<b>0.00</b>	<b>0.00</b>	<b>0.00</b>	<b>0.00</b>	<b>0.00</b>	
	<b>01-2110 Average Daily Balance:</b>								<b>0.00</b>	
									<b>Beginning Balance:</b>	0.00
01-2120 - DEPENDENT HEALTH										
12/01/2022	0.00	0.00	0.00	0.00	0.00	0.00	0.00	0.00	0.00	
12/15/2022	0.00	0.00	0.00	0.00	0.00	0.00	0.00	0.00	0.00	
	<b>0.00</b>	<b>0.00</b>	<b>0.00</b>	<b>0.00</b>	<b>0.00</b>	<b>0.00</b>	<b>0.00</b>	<b>0.00</b>	<b>0.00</b>	
	<b>01-2120 Average Daily Balance:</b>								<b>0.00</b>	
									<b>Beginning Balance:</b>	0.00
01-2125 - DEFERRED COMPENSATION										
12/01/2022	0.00	0.00	0.00	0.00	0.00	0.00	0.00	0.00	0.00	
12/15/2022	0.00	0.00	0.00	0.00	0.00	0.00	0.00	0.00	0.00	
12/28/2022	0.00	0.00	0.00	0.00	0.00	0.00	0.00	0.00	0.00	
	<b>0.00</b>	<b>0.00</b>	<b>0.00</b>	<b>0.00</b>	<b>0.00</b>	<b>0.00</b>	<b>0.00</b>	<b>0.00</b>	<b>0.00</b>	
	<b>01-2125 Average Daily Balance:</b>								<b>0.00</b>	
									<b>Beginning Balance:</b>	0.00
01-2130 - CREDIT UNION										
01-2135 - LEGALSHIELD										
12/01/2022	0.00	0.00	0.00	0.00	0.00	0.00	0.00	0.00	0.00	
12/15/2022	0.00	0.00	0.00	0.00	0.00	0.00	0.00	0.00	0.00	
	<b>0.00</b>	<b>0.00</b>	<b>0.00</b>	<b>0.00</b>	<b>0.00</b>	<b>0.00</b>	<b>0.00</b>	<b>0.00</b>	<b>0.00</b>	
	<b>01-2135 Average Daily Balance:</b>								<b>0.00</b>	
									<b>Beginning Balance:</b>	0.00
01-2140 - CHILD SUPPORT										
12/01/2022	0.00	0.00	0.00	0.00	0.00	0.00	0.00	0.00	0.00	
12/15/2022	0.00	0.00	0.00	0.00	0.00	0.00	0.00	0.00	0.00	
12/28/2022	0.00	0.00	0.00	0.00	0.00	0.00	0.00	0.00	0.00	
	<b>0.00</b>	<b>0.00</b>	<b>0.00</b>	<b>0.00</b>	<b>0.00</b>	<b>0.00</b>	<b>0.00</b>	<b>0.00</b>	<b>0.00</b>	
	<b>01-2140 Average Daily Balance:</b>								<b>0.00</b>	
									<b>Beginning Balance:</b>	0.00
01-2145 - Vision Insurance										
12/01/2022	0.00	0.00	0.00	0.00	0.00	0.00	0.00	0.00	0.00	
12/15/2022	0.00	0.00	0.00	0.00	0.00	0.00	0.00	0.00	0.00	
	<b>0.00</b>	<b>0.00</b>	<b>0.00</b>	<b>0.00</b>	<b>0.00</b>	<b>0.00</b>	<b>0.00</b>	<b>0.00</b>	<b>0.00</b>	
	<b>01-2145 Average Daily Balance:</b>								<b>0.00</b>	
									<b>Beginning Balance:</b>	0.00
01-2150 - Cigna Life Insurance										
01-2155 - Washington National										
12/01/2022	0.00	0.00	0.00	0.00	0.00	0.00	0.00	0.00	0.00	

Cash Analysis Report

Date Range: 12/01/2022 - 12/31/2022

Day	Bank Drafts	Checks	Deposits	EFTs	SVC Charges	Interest	Misc / None	Net Change	Balance	
12/15/2022	0.00	0.00	0.00	0.00	0.00	0.00	0.00	0.00	0.00	
	<b>0.00</b>	<b>0.00</b>	<b>0.00</b>	<b>0.00</b>	<b>0.00</b>	<b>0.00</b>	<b>0.00</b>	<b>0.00</b>	<b>0.00</b>	
	<b>01-2155 Average Daily Balance:</b>								<b>0.00</b>	
01-2160 - AFLAC									<b>Beginning Balance:</b>	0.00
12/01/2022	0.00	0.00	0.00	0.00	0.00	0.00	0.00	0.00	0.00	
12/15/2022	0.00	0.00	0.00	0.00	0.00	0.00	0.00	0.00	0.00	
	<b>0.00</b>	<b>0.00</b>	<b>0.00</b>	<b>0.00</b>	<b>0.00</b>	<b>0.00</b>	<b>0.00</b>	<b>0.00</b>	<b>0.00</b>	
	<b>01-2160 Average Daily Balance:</b>								<b>0.00</b>	
01-9999 - PY Correction Payable									<b>Beginning Balance:</b>	4.70
12/01/2022	0.00	0.00	0.00	0.00	0.00	0.00	2.35	2.35	7.05	
12/15/2022	0.00	0.00	0.00	0.00	0.00	0.00	-7.05	-7.05	0.00	
	<b>0.00</b>	<b>0.00</b>	<b>0.00</b>	<b>0.00</b>	<b>0.00</b>	<b>0.00</b>	<b>-4.70</b>	<b>-4.70</b>	<b>0.00</b>	
	<b>01-9999 Average Daily Balance:</b>								<b>3.18</b>	
02-1000 - CASH									<b>Beginning Balance:</b>	0.00
04-1000 - CASH									<b>Beginning Balance:</b>	0.00
04-1010 - Claim On Cash									<b>Beginning Balance:</b>	-1,874.39
12/09/2022	0.00	0.00	0.00	0.00	0.00	0.00	15.00	15.00	-1,859.39	
12/19/2022	0.00	0.00	0.00	0.00	0.00	0.00	15.00	15.00	-1,844.39	
12/22/2022	0.00	0.00	0.00	0.00	0.00	0.00	30.00	30.00	-1,814.39	
	<b>0.00</b>	<b>0.00</b>	<b>0.00</b>	<b>0.00</b>	<b>0.00</b>	<b>0.00</b>	<b>60.00</b>	<b>60.00</b>	<b>-1,814.39</b>	
	<b>04-1010 Average Daily Balance:</b>								<b>-1,847.29</b>	
04-1020 - Due From JP FUND									<b>Beginning Balance:</b>	15,802.26
04-1021 - DUE FROM CLERK									<b>Beginning Balance:</b>	2,975.01
04-2000 - ACCOUNTS PAYABLE									<b>Beginning Balance:</b>	0.00
04-2020 - Accounts Payable Pending - Pool									<b>Beginning Balance:</b>	0.00
04-2029 - DUE TO GENERAL FUND									<b>Beginning Balance:</b>	-2,756.74
04-2038 - DUE TO STATE OR OTHERS									<b>Beginning Balance:</b>	-15,276.84
05-1000 - CASH									<b>Beginning Balance:</b>	0.00
05-1010 - Claim On Cash									<b>Beginning Balance:</b>	1,572.79
05-2000 - ACCOUNTS PAYABLE									<b>Beginning Balance:</b>	0.00
05-2020 - Accounts Payable Pending - Pool									<b>Beginning Balance:</b>	0.00
06-1000 - CASH									<b>Beginning Balance:</b>	0.00
06-1010 - Claim On Cash									<b>Beginning Balance:</b>	12,406.76
06-2000 - ACCOUNTS PAYABLE									<b>Beginning Balance:</b>	0.00
06-2020 - Accounts Payable Pending - Pool									<b>Beginning Balance:</b>	0.00
09-1010 - Claim On Cash									<b>Beginning Balance:</b>	22,079.60
12/20/2022	0.00	0.00	0.00	0.00	0.00	0.00	-7,416.62	-7,416.62	14,662.98	
12/31/2022	0.00	0.00	0.00	0.00	0.00	0.00	106.12	106.12	14,769.10	
	<b>0.00</b>	<b>0.00</b>	<b>0.00</b>	<b>0.00</b>	<b>0.00</b>	<b>0.00</b>	<b>-7,310.50</b>	<b>-7,310.50</b>	<b>14,769.10</b>	
	<b>09-1010 Average Daily Balance:</b>								<b>19,212.07</b>	
09-2020 - Accounts Pending - Pool									<b>Beginning Balance:</b>	0.00
12/20/2022	0.00	0.00	0.00	0.00	0.00	0.00	0.00	0.00	0.00	
	<b>0.00</b>	<b>0.00</b>	<b>0.00</b>	<b>0.00</b>	<b>0.00</b>	<b>0.00</b>	<b>0.00</b>	<b>0.00</b>	<b>0.00</b>	
	<b>09-2020 Average Daily Balance:</b>								<b>0.00</b>	
10-1010 - Claim On Cash									<b>Beginning Balance:</b>	384,465.19
12/31/2022	0.00	0.00	0.00	0.00	0.00	0.00	1,441.36	1,441.36	385,906.55	
	<b>0.00</b>	<b>0.00</b>	<b>0.00</b>	<b>0.00</b>	<b>0.00</b>	<b>0.00</b>	<b>1,441.36</b>	<b>1,441.36</b>	<b>385,906.55</b>	
	<b>10-1010 Average Daily Balance:</b>								<b>384,511.69</b>	
10-2020 - Accounts Pending - Pool									<b>Beginning Balance:</b>	0.00
12-1000 - CASH									<b>Beginning Balance:</b>	20,090.70
12/06/2022	0.00	0.00	48,270.23	0.00	0.00	0.00	0.00	48,270.23	68,360.93	
12/15/2022	0.00	0.00	288,325.72	0.00	0.00	0.00	0.00	288,325.72	356,686.65	
12/20/2022	0.00	0.00	276.08	0.00	0.00	0.00	0.00	276.08	356,962.73	
12/29/2022	0.00	0.00	324,888.39	0.00	0.00	0.00	0.00	324,888.39	681,851.12	

Cash Analysis Report

Date Range: 12/01/2022 - 12/31/2022

Day	Bank Drafts	Checks	Deposits	EFTs	SVC Charges	Interest	Misc / None	Net Change	Balance
12/31/2022	0.00	0.00	0.00	0.00	0.00	392.79	0.00	392.79	682,243.91
	<b>0.00</b>	<b>0.00</b>	<b>661,760.42</b>	<b>0.00</b>	<b>0.00</b>	<b>392.79</b>	<b>0.00</b>	<b>662,153.21</b>	<b>682,243.91</b>
	<b>12-1000 Average Daily Balance:</b>								<b>250,249.87</b>
12-2000 - ACCOUNTS PAYABLE									Beginning Balance: 0.00
12-2020 - Accounts Payable Pending - Pool									Beginning Balance: 0.00
14-1000 - CASH									Beginning Balance: 0.00
14-1010 - Claim On Cash									Beginning Balance: 6,799,226.35
12/05/2022	0.00	0.00	0.00	0.00	0.00	0.00	-272,649.25	-272,649.25	6,526,577.10
12/08/2022	0.00	0.00	0.00	0.00	0.00	0.00	9,139.67	9,139.67	6,535,716.77
12/15/2022	0.00	0.00	0.00	0.00	0.00	0.00	16,974.67	16,974.67	6,552,691.44
12/19/2022	0.00	0.00	0.00	0.00	0.00	0.00	-413,016.34	-413,016.34	6,139,675.10
12/31/2022	0.00	0.00	0.00	0.00	0.00	0.00	22,441.48	22,441.48	6,162,116.58
	<b>0.00</b>	<b>0.00</b>	<b>0.00</b>	<b>0.00</b>	<b>0.00</b>	<b>0.00</b>	<b>-637,109.77</b>	<b>-637,109.77</b>	<b>6,162,116.58</b>
	<b>14-1010 Average Daily Balance:</b>								<b>6,405,665.73</b>
14-1024 - Due From I&S									Beginning Balance: 0.00
14-2000 - ACCOUNTS PAYABLE									Beginning Balance: 0.00
14-2020 - Accounts Payable Pending - Pool									Beginning Balance: 0.00
12/05/2022	0.00	0.00	0.00	0.00	0.00	0.00	0.00	0.00	0.00
12/19/2022	0.00	0.00	0.00	0.00	0.00	0.00	0.00	0.00	0.00
	<b>0.00</b>	<b>0.00</b>	<b>0.00</b>	<b>0.00</b>	<b>0.00</b>	<b>0.00</b>	<b>0.00</b>	<b>0.00</b>	<b>0.00</b>
	<b>14-2020 Average Daily Balance:</b>								<b>0.00</b>
15-1000 - CASH									Beginning Balance: 2,583,666.97
12/05/2022	0.00	-52,399.73	0.00	0.00	0.00	0.00	0.00	-52,399.73	2,531,267.24
12/06/2022	-27,640.52	0.00	0.00	0.00	0.00	0.00	0.00	-27,640.52	2,503,626.72
12/16/2022	-20,923.80	0.00	126,531.09	0.00	0.00	0.00	0.00	105,607.29	2,609,234.01
12/19/2022	-36,972.70	0.00	1,777.08	0.00	0.00	0.00	0.00	-35,195.62	2,574,038.39
12/20/2022	0.00	-273.85	0.00	0.00	0.00	0.00	0.00	-273.85	2,573,764.54
12/27/2022	-9,471.65	0.00	0.00	0.00	0.00	0.00	0.00	-9,471.65	2,564,292.89
12/29/2022	-72,972.19	0.00	0.00	0.00	0.00	0.00	0.00	-72,972.19	2,491,320.70
12/31/2022	0.00	0.00	0.00	0.00	0.00	8,324.88	0.00	8,324.88	2,499,645.58
	<b>-167,980.86</b>	<b>-52,673.58</b>	<b>128,308.17</b>	<b>0.00</b>	<b>0.00</b>	<b>8,324.88</b>	<b>0.00</b>	<b>-84,021.39</b>	<b>2,499,645.58</b>
	<b>15-1000 Average Daily Balance:</b>								<b>2,546,166.69</b>
15-1001 - DUE FROM FUND 01									Beginning Balance: 0.00
15-1017 - DUE FROM FUND '17									Beginning Balance: 0.00
15-2000 - ACCOUNTS PAYABLE									Beginning Balance: 0.00
12/05/2022	0.00	0.00	0.00	0.00	0.00	0.00	0.00	0.00	0.00
12/20/2022	0.00	0.00	0.00	0.00	0.00	0.00	0.00	0.00	0.00
	<b>0.00</b>	<b>0.00</b>	<b>0.00</b>	<b>0.00</b>	<b>0.00</b>	<b>0.00</b>	<b>0.00</b>	<b>0.00</b>	<b>0.00</b>
	<b>15-2000 Average Daily Balance:</b>								<b>0.00</b>
16-1000 - CASH									Beginning Balance: 0.00
16-1010 - Claim On Cash									Beginning Balance: 5,488.04
16-2000 - ACCOUNTS PAYABLE									Beginning Balance: 0.00
16-2020 - Accounts Payable Pending - Pool									Beginning Balance: 0.00
17-1000 - CASH									Beginning Balance: 303,572.31
12/01/2022	0.00	0.00	0.00	-2,571.61	0.00	0.00	0.00	-2,571.61	301,000.70
12/02/2022	-925.26	0.00	0.00	0.00	0.00	0.00	0.00	-925.26	300,075.44
12/05/2022	0.00	-106.19	0.00	0.00	0.00	0.00	0.00	-106.19	299,969.25
12/07/2022	0.00	0.00	40,390.65	0.00	0.00	0.00	0.00	40,390.65	340,359.90
12/08/2022	0.00	-14.33	0.00	0.00	0.00	0.00	0.00	-14.33	340,345.57
12/15/2022	0.00	0.00	0.00	-2,571.61	0.00	0.00	0.00	-2,571.61	337,773.96
12/16/2022	-925.26	0.00	0.00	0.00	0.00	0.00	0.00	-925.26	336,848.70
12/21/2022	0.00	-15,766.38	45.00	0.00	0.00	0.00	0.00	-15,721.38	321,127.32
12/28/2022	0.00	0.00	0.00	-4,645.41	0.00	0.00	0.00	-4,645.41	316,481.91
12/29/2022	-932.35	0.00	0.00	0.00	0.00	0.00	0.00	-932.35	315,549.56



Cash Analysis Report

Date Range: 12/01/2022 - 12/31/2022

Day	Bank Drafts	Checks	Deposits	EFTs	SVC Charges	Interest	Misc / None	Net Change	Balance	
12/31/2022	0.00	0.00	0.00	0.00	0.00	27.98	0.00	27.98	315,577.54	
	<b>-2,782.87</b>	<b>-15,886.90</b>	<b>40,435.65</b>	<b>-9,788.63</b>	<b>0.00</b>	<b>27.98</b>	<b>0.00</b>	<b>12,005.23</b>	<b>315,577.54</b>	
	<b>17-1000 Average Daily Balance:</b>								<b>324,419.73</b>	
17-1001 - Due From General Fund									<b>Beginning Balance:</b>	0.00
17-1100 - DUE FROM TJJD									<b>Beginning Balance:</b>	0.00
17-2000 - ACCOUNTS PAYABLE									<b>Beginning Balance:</b>	0.00
12/01/2022	0.00	0.00	0.00	0.00	0.00	0.00	-1,784.75	-1,784.75	-1,784.75	
12/02/2022	0.00	0.00	0.00	0.00	0.00	0.00	925.26	925.26	-859.49	
12/05/2022	0.00	0.00	0.00	0.00	0.00	0.00	0.00	0.00	-859.49	
12/08/2022	0.00	0.00	0.00	0.00	0.00	0.00	0.00	0.00	-859.49	
12/15/2022	0.00	0.00	0.00	0.00	0.00	0.00	-1,784.75	-1,784.75	-2,644.24	
12/16/2022	0.00	0.00	0.00	0.00	0.00	0.00	925.26	925.26	-1,718.98	
12/21/2022	0.00	0.00	0.00	0.00	0.00	0.00	0.00	0.00	-1,718.98	
12/28/2022	0.00	0.00	0.00	0.00	0.00	0.00	289.05	289.05	-1,429.93	
12/29/2022	0.00	0.00	0.00	0.00	0.00	0.00	932.35	932.35	-497.58	
	<b>0.00</b>	<b>0.00</b>	<b>0.00</b>	<b>0.00</b>	<b>0.00</b>	<b>0.00</b>	<b>-497.58</b>	<b>-497.58</b>	<b>-497.58</b>	
	<b>17-2000 Average Daily Balance:</b>								<b>-1,262.99</b>	
17-2100 - FICA TAXES PAYABLE									<b>Beginning Balance:</b>	0.00
12/01/2022	0.00	0.00	0.00	0.00	0.00	0.00	0.00	0.00	0.00	
12/15/2022	0.00	0.00	0.00	0.00	0.00	0.00	0.00	0.00	0.00	
12/28/2022	0.00	0.00	0.00	0.00	0.00	0.00	0.00	0.00	0.00	
	<b>0.00</b>	<b>0.00</b>	<b>0.00</b>	<b>0.00</b>	<b>0.00</b>	<b>0.00</b>	<b>0.00</b>	<b>0.00</b>	<b>0.00</b>	
	<b>17-2100 Average Daily Balance:</b>								<b>0.00</b>	
17-2105 - WITHHOLDING PAYABLE									<b>Beginning Balance:</b>	0.00
12/01/2022	0.00	0.00	0.00	0.00	0.00	0.00	0.00	0.00	0.00	
12/15/2022	0.00	0.00	0.00	0.00	0.00	0.00	0.00	0.00	0.00	
12/28/2022	0.00	0.00	0.00	0.00	0.00	0.00	0.00	0.00	0.00	
	<b>0.00</b>	<b>0.00</b>	<b>0.00</b>	<b>0.00</b>	<b>0.00</b>	<b>0.00</b>	<b>0.00</b>	<b>0.00</b>	<b>0.00</b>	
	<b>17-2105 Average Daily Balance:</b>								<b>0.00</b>	
17-2110 - RETIREMENT PAYABLE									<b>Beginning Balance:</b>	0.00
12/01/2022	0.00	0.00	0.00	0.00	0.00	0.00	0.00	0.00	0.00	
12/15/2022	0.00	0.00	0.00	0.00	0.00	0.00	0.00	0.00	0.00	
12/28/2022	0.00	0.00	0.00	0.00	0.00	0.00	0.00	0.00	0.00	
	<b>0.00</b>	<b>0.00</b>	<b>0.00</b>	<b>0.00</b>	<b>0.00</b>	<b>0.00</b>	<b>0.00</b>	<b>0.00</b>	<b>0.00</b>	
	<b>17-2110 Average Daily Balance:</b>								<b>0.00</b>	
17-2120 - DEPENDENT HEALTH									<b>Beginning Balance:</b>	0.00
12/01/2022	0.00	0.00	0.00	0.00	0.00	0.00	0.00	0.00	0.00	
12/15/2022	0.00	0.00	0.00	0.00	0.00	0.00	0.00	0.00	0.00	
	<b>0.00</b>	<b>0.00</b>	<b>0.00</b>	<b>0.00</b>	<b>0.00</b>	<b>0.00</b>	<b>0.00</b>	<b>0.00</b>	<b>0.00</b>	
	<b>17-2120 Average Daily Balance:</b>								<b>0.00</b>	
17-2125 - DEFERRED COMPENSATION									<b>Beginning Balance:</b>	0.00
17-2130 - CREDIT UNION									<b>Beginning Balance:</b>	0.00
17-2135 - LEGALSHIELD									<b>Beginning Balance:</b>	0.00
17-2140 - CHILD SUPPORT									<b>Beginning Balance:</b>	0.00
17-2145 - Vision									<b>Beginning Balance:</b>	0.00
12/01/2022	0.00	0.00	0.00	0.00	0.00	0.00	0.00	0.00	0.00	
12/15/2022	0.00	0.00	0.00	0.00	0.00	0.00	0.00	0.00	0.00	
	<b>0.00</b>	<b>0.00</b>	<b>0.00</b>	<b>0.00</b>	<b>0.00</b>	<b>0.00</b>	<b>0.00</b>	<b>0.00</b>	<b>0.00</b>	
	<b>17-2145 Average Daily Balance:</b>								<b>0.00</b>	
17-2150 - Cigna Life Insurance									<b>Beginning Balance:</b>	0.00
17-2155 - Washington Nat'l									<b>Beginning Balance:</b>	0.00
12/01/2022	0.00	0.00	0.00	0.00	0.00	0.00	0.00	0.00	0.00	

Cash Analysis Report

Date Range: 12/01/2022 - 12/31/2022

Day	Bank Drafts	Checks	Deposits	EFTs	SVC Charges	Interest	Misc / None	Net Change	Balance	
12/15/2022	0.00	0.00	0.00	0.00	0.00	0.00	0.00	0.00	0.00	
	<b>0.00</b>	<b>0.00</b>	<b>0.00</b>	<b>0.00</b>	<b>0.00</b>	<b>0.00</b>	<b>0.00</b>	<b>0.00</b>	<b>0.00</b>	
<b>17-2155 Average Daily Balance:</b>									<b>0.00</b>	
									Beginning Balance:	0.00
									Beginning Balance:	0.00
17-2160 - AFLAC							0.00	0.00	0.00	
17-2200 - PY Wages Payable							0.00	0.00	0.00	
12/01/2022	0.00	0.00	0.00	0.00	0.00	0.00	0.00	0.00	0.00	
12/15/2022	0.00	0.00	0.00	0.00	0.00	0.00	0.00	0.00	0.00	
12/28/2022	0.00	0.00	0.00	0.00	0.00	0.00	0.00	0.00	0.00	
	<b>0.00</b>	<b>0.00</b>	<b>0.00</b>	<b>0.00</b>	<b>0.00</b>	<b>0.00</b>	<b>0.00</b>	<b>0.00</b>	<b>0.00</b>	
<b>17-2200 Average Daily Balance:</b>									<b>0.00</b>	
									Beginning Balance:	287.12
17-9999 - PY Correction Payable										
18-1000 - CASH										
18-1010 - Claim On Cash									233,203.97	
18-1021 - DUE FROM CLERK									5,715.00	
18-2000 - ACCOUNTS PAYABLE									0.00	
18-2020 - Accounts Payable Pending - Pool									0.00	
19-1010 - Claim On Cash									14,273.12	
19-2000 - ACCOUNTS PAYABLE									0.00	
19-2020 - Accounts Payable Pending - Pool									0.00	
20-1000 - CASH									0.00	
20-1010 - Claim On Cash									79,301.00	
12/19/2022	0.00	0.00	0.00	0.00	0.00	0.00	1,500.00	1,500.00	80,801.00	
	<b>0.00</b>	<b>0.00</b>	<b>0.00</b>	<b>0.00</b>	<b>0.00</b>	<b>0.00</b>	<b>1,500.00</b>	<b>1,500.00</b>	<b>80,801.00</b>	
<b>20-1010 Average Daily Balance:</b>									<b>79,930.03</b>	
									Beginning Balance:	0.00
									Beginning Balance:	0.00
									Beginning Balance:	0.00
20-2000 - ACCOUNTS PAYABLE									46,629.49	
20-2020 - Accounts Payable Pending - Pool									315.00	
22-1000 - CASH									0.00	
22-1010 - Claim On Cash									0.00	
22-1021 - DUE FROM CLERK									0.00	
22-2000 - ACCOUNTS PAYABLE									0.00	
22-2020 - Accounts Payable Pending - Pool									0.00	
23-1010 - Claim On Cash									0.00	
23-2000 - ACCOUNTS PAYABLE									0.00	
23-2020 - Accounts Payable Pending - Pool									0.00	
24-1000 - CASH									0.00	
24-1010 - Claim On Cash									1,752.87	
24-2000 - ACCOUNTS PAYABLE									0.00	
24-2020 - Accounts Payable Pending - Pool									0.00	
25-1000 - CASH									0.00	
25-1010 - Claim On Cash									14,083.39	
25-1020 - Due From JP FUND									568.54	
25-1021 - DUE FROM CLERK									675.00	
25-2000 - ACCOUNTS PAYABLE									0.00	
25-2020 - Accounts Payable Pending - Pool									0.00	
26-1000 - CASH									0.00	
26-1010 - Claim On Cash									59,171.66	
12/01/2022	0.00	0.00	0.00	0.00	0.00	0.00	803.00	803.00	59,974.66	
12/06/2022	0.00	0.00	0.00	0.00	0.00	0.00	447.00	447.00	60,421.66	
12/09/2022	0.00	0.00	0.00	0.00	0.00	0.00	299.13	299.13	60,720.79	
12/13/2022	0.00	0.00	0.00	0.00	0.00	0.00	470.00	470.00	61,190.79	
12/14/2022	0.00	0.00	0.00	0.00	0.00	0.00	814.00	814.00	62,004.79	
12/16/2022	0.00	0.00	0.00	0.00	0.00	0.00	460.00	460.00	62,464.79	
12/20/2022	0.00	0.00	0.00	0.00	0.00	0.00	764.06	764.06	63,228.85	
12/22/2022	0.00	0.00	0.00	0.00	0.00	0.00	786.00	786.00	64,014.85	
12/27/2022	0.00	0.00	0.00	0.00	0.00	0.00	1,095.90	1,095.90	65,110.75	
12/28/2022	0.00	0.00	0.00	0.00	0.00	0.00	1,157.00	1,157.00	66,267.75	
12/29/2022	0.00	0.00	0.00	0.00	0.00	0.00	607.40	607.40	66,875.15	

Cash Analysis Report

Date Range: 12/01/2022 - 12/31/2022

Day	Bank Drafts	Checks	Deposits	EFTs	SVC Charges	Interest	Misc / None	Net Change	Balance
12/30/2022	0.00	0.00	0.00	0.00	0.00	0.00	1,365.00	1,365.00	68,240.15
	<b>0.00</b>	<b>0.00</b>	<b>0.00</b>	<b>0.00</b>	<b>0.00</b>	<b>0.00</b>	<b>9,068.49</b>	<b>9,068.49</b>	<b>68,240.15</b>
<b>26-1010 Average Daily Balance:</b>									<b>62,591.83</b>
26-2000 - ACCOUNTS PAYABLE								<b>Beginning Balance:</b>	0.00
26-2020 - Accounts Payable Pending - Pool								<b>Beginning Balance:</b>	0.00
26-2026 - DUE TO JP TERTIARY FUND								<b>Beginning Balance:</b>	-89.90
26-2029 - DUE TO GENERA FUND								<b>Beginning Balance:</b>	-18,417.20
26-2030 - DUE TO CHS SECURITY FUND								<b>Beginning Balance:</b>	-568.54
26-2031 - DUE TO JP TECHNOLOGY FUND								<b>Beginning Balance:</b>	-482.22
26-2032 - DUE TO PRETRIAL INTERVENTION								<b>Beginning Balance:</b>	-50.00
26-2035 - DUE TO STATE FEE FUND								<b>Beginning Balance:</b>	-15,802.26
27-1000 - CASH								<b>Beginning Balance:</b>	0.00
27-1010 - Claim On Cash								<b>Beginning Balance:</b>	38,189.31
27-1020 - DUE FROM JP FUND								<b>Beginning Balance:</b>	482.22
27-2000 - ACCOUNTS PAYABLE								<b>Beginning Balance:</b>	0.00
27-2020 - Accounts Payable Pending - Pool								<b>Beginning Balance:</b>	0.00
28-1000 - CASH								<b>Beginning Balance:</b>	0.00
28-1010 - Claim On Cash								<b>Beginning Balance:</b>	2,115.80
28-1020 - DUE FROM JP FUND								<b>Beginning Balance:</b>	89.90
28-2000 - ACCOUNTS PAYABLE								<b>Beginning Balance:</b>	0.00
28-2020 - Accounts Payable Pending - Pool								<b>Beginning Balance:</b>	0.00
28-2029 - DUE TO GENERA FUND								<b>Beginning Balance:</b>	-1,792.60
28-2037 - DUE TO STATE								<b>Beginning Balance:</b>	-929.70
29-1010 - Claim On Cash								<b>Beginning Balance:</b>	9,736.32
12/19/2022	0.00	0.00	0.00	0.00	0.00	0.00	15,000.00	15,000.00	24,736.32
	<b>0.00</b>	<b>0.00</b>	<b>0.00</b>	<b>0.00</b>	<b>0.00</b>	<b>0.00</b>	<b>15,000.00</b>	<b>15,000.00</b>	<b>24,736.32</b>
<b>29-1010 Average Daily Balance:</b>									<b>16,026.64</b>
31-1010 - Claim On Cash								<b>Beginning Balance:</b>	12,263.93
31-1020 - Due From JP Fund								<b>Beginning Balance:</b>	50.00
32-1010 - Claim On Cash								<b>Beginning Balance:</b>	327,879.00
32-1021 - DUE FROM CLERK								<b>Beginning Balance:</b>	5,777.00
98-1010 - Claim On Cash								<b>Beginning Balance:</b>	0.00
12/06/2022	0.00	0.00	0.00	0.00	0.00	0.00	143,373.24	143,373.24	143,373.24
12/15/2022	0.00	0.00	0.00	0.00	0.00	0.00	864,741.94	864,741.94	1,008,115.18
12/29/2022	0.00	0.00	0.00	0.00	0.00	0.00	974,346.67	974,346.67	1,982,461.85
	<b>0.00</b>	<b>0.00</b>	<b>0.00</b>	<b>0.00</b>	<b>0.00</b>	<b>0.00</b>	<b>1,982,461.85</b>	<b>1,982,461.85</b>	<b>1,982,461.85</b>
<b>98-1010 Average Daily Balance:</b>									<b>688,753.46</b>
99-1000 - Cash In Bank								<b>Beginning Balance:</b>	34,315,484.36
12/01/2022	-1,642.61	-12,048.49	1,177.00	-121,002.42	0.00	0.00	0.00	-133,516.52	34,181,967.84
12/02/2022	-46,315.31	0.00	2,405.60	0.00	0.00	0.00	0.00	-43,909.71	34,138,058.13
12/05/2022	0.00	-410,980.34	2,995.00	0.00	0.00	0.00	0.00	-407,985.34	33,730,072.79
12/06/2022	0.00	0.00	163,811.27	-9,069.31	0.00	0.00	0.00	154,741.96	33,884,814.75
12/07/2022	-2,404.79	0.00	20,000.00	0.00	0.00	0.00	0.00	17,595.21	33,902,409.96
12/08/2022	0.00	-39,229.11	9,139.67	0.00	0.00	0.00	0.00	-30,089.44	33,872,320.52
12/09/2022	0.00	0.00	614.13	0.00	0.00	0.00	0.00	614.13	33,872,934.65
12/12/2022	0.00	0.00	-20,000.00	0.00	0.00	0.00	0.00	-20,000.00	33,852,934.65
12/13/2022	0.00	0.00	1,420.00	0.00	0.00	0.00	0.00	1,420.00	33,854,354.65
12/14/2022	0.00	0.00	2,554.00	0.00	0.00	0.00	0.00	2,554.00	33,856,908.65
12/15/2022	-1,700.57	-25,167.76	881,957.41	-111,742.65	0.00	0.00	0.00	743,346.43	34,600,255.08
12/16/2022	-41,188.82	0.00	1,587.11	0.00	0.00	0.00	-100.00	-39,701.71	34,560,553.37
12/19/2022	0.00	-401,822.34	16,515.00	0.00	0.00	0.00	0.00	-385,307.34	34,175,246.03
12/20/2022	0.00	-17,435.95	764.06	0.00	0.00	0.00	-276.08	-16,947.97	34,158,298.06
12/21/2022	0.00	-24,669.74	0.00	0.00	0.00	0.00	0.00	-24,669.74	34,133,628.32
12/22/2022	0.00	0.00	916.00	0.00	0.00	0.00	0.00	916.00	34,134,544.32
12/27/2022	0.00	0.00	21,195.90	0.00	0.00	0.00	0.00	21,195.90	34,155,740.22
12/28/2022	-1,681.25	-11,604.67	1,157.00	-209,689.79	0.00	0.00	0.00	-221,818.71	33,933,921.51
12/29/2022	-44,051.11	0.00	978,911.98	0.00	0.00	0.00	0.00	934,860.87	34,868,782.38
12/30/2022	0.00	0.00	6,415.00	0.00	-30.00	0.00	0.00	6,385.00	34,875,167.38

Cash Analysis Report

Date Range: 12/01/2022 - 12/31/2022

Day	Bank Drafts	Checks	Deposits	EFTs	SVC Charges	Interest	Misc / None	Net Change	Balance
12/31/2022	0.00	0.00	0.00	0.00	0.00	126,487.53	0.00	126,487.53	35,001,654.91
	<b>-138,984.46</b>	<b>-942,958.40</b>	<b>2,093,536.13</b>	<b>-451,504.17</b>	<b>-30.00</b>	<b>126,487.53</b>	<b>-376.08</b>	<b>686,170.55</b>	<b>35,001,654.91</b>
	<b>99-1000 Average Daily Balance:</b>								<b>34,175,027.02</b>
99-1001 - Due From 01								<b>Beginning Balance:</b>	<b>-5,273.05</b>
12/01/2022	0.00	0.00	0.00	0.00	0.00	0.00	85,867.85	85,867.85	80,594.80
12/02/2022	0.00	0.00	0.00	0.00	0.00	0.00	-46,315.31	-46,315.31	34,279.49
12/05/2022	0.00	0.00	0.00	0.00	0.00	0.00	0.00	0.00	34,279.49
12/06/2022	0.00	0.00	0.00	0.00	0.00	0.00	4,275.53	4,275.53	38,555.02
12/07/2022	0.00	0.00	0.00	0.00	0.00	0.00	-2,404.79	-2,404.79	36,150.23
12/08/2022	0.00	0.00	0.00	0.00	0.00	0.00	0.00	0.00	36,150.23
12/12/2022	0.00	0.00	0.00	0.00	0.00	0.00	7.05	7.05	36,157.28
12/15/2022	0.00	0.00	0.00	0.00	0.00	0.00	78,317.12	78,317.12	114,474.40
12/16/2022	0.00	0.00	0.00	0.00	0.00	0.00	-41,188.82	-41,188.82	73,285.58
12/19/2022	0.00	0.00	0.00	0.00	0.00	0.00	0.00	0.00	73,285.58
12/20/2022	0.00	0.00	0.00	0.00	0.00	0.00	24,324.74	24,324.74	97,610.32
12/21/2022	0.00	0.00	0.00	0.00	0.00	0.00	-24,324.74	-24,324.74	73,285.58
12/28/2022	0.00	0.00	0.00	0.00	0.00	0.00	-14,034.14	-14,034.14	59,251.44
12/29/2022	0.00	0.00	0.00	0.00	0.00	0.00	-44,051.11	-44,051.11	15,200.33
	<b>0.00</b>	<b>0.00</b>	<b>0.00</b>	<b>0.00</b>	<b>0.00</b>	<b>0.00</b>	<b>20,473.38</b>	<b>20,473.38</b>	<b>15,200.33</b>
	<b>99-1001 Average Daily Balance:</b>								<b>53,824.82</b>
99-1004 - Due From 04								<b>Beginning Balance:</b>	<b>0.00</b>
99-1005 - Due From 05								<b>Beginning Balance:</b>	<b>0.00</b>
99-1006 - Due From 06								<b>Beginning Balance:</b>	<b>0.00</b>
99-1012 - Due From 12								<b>Beginning Balance:</b>	<b>0.00</b>
99-1014 - Due From 14								<b>Beginning Balance:</b>	<b>0.00</b>
12/05/2022	0.00	0.00	0.00	0.00	0.00	0.00	0.00	0.00	0.00
12/19/2022	0.00	0.00	0.00	0.00	0.00	0.00	0.00	0.00	0.00
12/20/2022	0.00	0.00	0.00	0.00	0.00	0.00	0.00	0.00	0.00
	<b>0.00</b>	<b>0.00</b>	<b>0.00</b>	<b>0.00</b>	<b>0.00</b>	<b>0.00</b>	<b>0.00</b>	<b>0.00</b>	<b>0.00</b>
	<b>99-1014 Average Daily Balance:</b>								<b>0.00</b>
99-1016 - Due From 16								<b>Beginning Balance:</b>	<b>0.00</b>
99-1017 - Due From Fund 17								<b>Beginning Balance:</b>	<b>0.00</b>
99-1018 - Due From 18								<b>Beginning Balance:</b>	<b>0.00</b>
99-1019 - Due From 19								<b>Beginning Balance:</b>	<b>0.00</b>
99-1020 - Due From 20								<b>Beginning Balance:</b>	<b>0.00</b>
99-1022 - Due From 22								<b>Beginning Balance:</b>	<b>0.00</b>
99-1023 - Due From 23								<b>Beginning Balance:</b>	<b>0.00</b>
99-1024 - Due From 24								<b>Beginning Balance:</b>	<b>0.00</b>
99-1025 - Due From 25								<b>Beginning Balance:</b>	<b>0.00</b>
99-1026 - Due From 26								<b>Beginning Balance:</b>	<b>0.00</b>
99-1027 - Due From 27								<b>Beginning Balance:</b>	<b>0.00</b>
99-1028 - Due From 28								<b>Beginning Balance:</b>	<b>0.00</b>
99-1029 - due from 29								<b>Beginning Balance:</b>	<b>0.00</b>
99-1030 - DUE FROM 30								<b>Beginning Balance:</b>	<b>0.00</b>
99-1031 - Due From 31								<b>Beginning Balance:</b>	<b>0.00</b>
99-1032 - Due From 32								<b>Beginning Balance:</b>	<b>0.00</b>
99-1033 - Due from 33								<b>Beginning Balance:</b>	<b>0.00</b>
99-1098 - Due From 98								<b>Beginning Balance:</b>	<b>0.00</b>
99-2000 - Accounts Payable								<b>Beginning Balance:</b>	<b>5,127.20</b>
12/01/2022	0.00	0.00	0.00	0.00	0.00	0.00	-85,867.85	-85,867.85	-80,740.65
12/02/2022	0.00	0.00	0.00	0.00	0.00	0.00	46,315.31	46,315.31	-34,425.34
12/05/2022	0.00	0.00	0.00	0.00	0.00	0.00	0.00	0.00	-34,425.34
12/06/2022	0.00	0.00	0.00	0.00	0.00	0.00	-4,275.53	-4,275.53	-38,700.87
12/07/2022	0.00	0.00	0.00	0.00	0.00	0.00	2,404.79	2,404.79	-36,296.08
12/08/2022	0.00	0.00	0.00	0.00	0.00	0.00	0.00	0.00	-36,296.08
12/12/2022	0.00	0.00	0.00	0.00	0.00	0.00	-7.05	-7.05	-36,303.13
12/15/2022	0.00	0.00	0.00	0.00	0.00	0.00	-78,317.12	-78,317.12	-114,620.25
12/16/2022	0.00	0.00	0.00	0.00	0.00	0.00	41,188.82	41,188.82	-73,431.43

Cash Analysis Report

Date Range: 12/01/2022 - 12/31/2022

Day	Bank Drafts	Checks	Deposits	EFTs	SVC Charges	Interest	Misc / None	Net Change	Balance
12/19/2022	0.00	0.00	0.00	0.00	0.00	0.00	0.00	0.00	-73,431.43
12/20/2022	0.00	0.00	0.00	0.00	0.00	0.00	-24,324.74	-24,324.74	-97,756.17
12/21/2022	0.00	0.00	0.00	0.00	0.00	0.00	24,324.74	24,324.74	-73,431.43
12/28/2022	0.00	0.00	0.00	0.00	0.00	0.00	14,034.14	14,034.14	-59,397.29
12/29/2022	0.00	0.00	0.00	0.00	0.00	0.00	44,051.11	44,051.11	-15,346.18
	<b>0.00</b>	<b>0.00</b>	<b>0.00</b>	<b>0.00</b>	<b>0.00</b>	<b>0.00</b>	<b>-20,473.38</b>	<b>-20,473.38</b>	<b>-15,346.18</b>
<b>99-2020 Average Daily Balance:</b>									<b>-53,970.67</b>

99-2020 - Due To Other

Day	Bank Drafts	Checks	Deposits	EFTs	SVC Charges	Interest	Misc / None	Net Change	Balance
								<b>Beginning Balance:</b>	<b>-34,315,338.51</b>
12/01/2022	0.00	0.00	0.00	0.00	0.00	0.00	133,516.52	133,516.52	-34,181,821.99
12/02/2022	0.00	0.00	0.00	0.00	0.00	0.00	43,909.71	43,909.71	-34,137,912.28
12/05/2022	0.00	0.00	0.00	0.00	0.00	0.00	407,985.34	407,985.34	-33,729,926.94
12/06/2022	0.00	0.00	0.00	0.00	0.00	0.00	-154,741.96	-154,741.96	-33,884,668.90
12/07/2022	0.00	0.00	0.00	0.00	0.00	0.00	-17,595.21	-17,595.21	-33,902,264.11
12/08/2022	0.00	0.00	0.00	0.00	0.00	0.00	30,089.44	30,089.44	-33,872,174.67
12/09/2022	0.00	0.00	0.00	0.00	0.00	0.00	-614.13	-614.13	-33,872,788.80
12/12/2022	0.00	0.00	0.00	0.00	0.00	0.00	20,000.00	20,000.00	-33,852,788.80
12/13/2022	0.00	0.00	0.00	0.00	0.00	0.00	-1,420.00	-1,420.00	-33,854,208.80
12/14/2022	0.00	0.00	0.00	0.00	0.00	0.00	-2,554.00	-2,554.00	-33,856,762.80
12/15/2022	0.00	0.00	0.00	0.00	0.00	0.00	-743,346.43	-743,346.43	-34,600,109.23
12/16/2022	0.00	0.00	0.00	0.00	0.00	0.00	39,701.71	39,701.71	-34,560,407.52
12/19/2022	0.00	0.00	0.00	0.00	0.00	0.00	385,307.34	385,307.34	-34,175,100.18
12/20/2022	0.00	0.00	0.00	0.00	0.00	0.00	16,947.97	16,947.97	-34,158,152.21
12/21/2022	0.00	0.00	0.00	0.00	0.00	0.00	24,669.74	24,669.74	-34,133,482.47
12/22/2022	0.00	0.00	0.00	0.00	0.00	0.00	-916.00	-916.00	-34,134,398.47
12/27/2022	0.00	0.00	0.00	0.00	0.00	0.00	-21,195.90	-21,195.90	-34,155,594.37
12/28/2022	0.00	0.00	0.00	0.00	0.00	0.00	221,818.71	221,818.71	-33,933,775.66
12/29/2022	0.00	0.00	0.00	0.00	0.00	0.00	-934,860.87	-934,860.87	-34,868,636.53
12/30/2022	0.00	0.00	0.00	0.00	0.00	0.00	-6,385.00	-6,385.00	-34,875,021.53
12/31/2022	0.00	0.00	0.00	0.00	0.00	0.00	-126,487.53	-126,487.53	-35,001,509.06
	<b>0.00</b>	<b>0.00</b>	<b>0.00</b>	<b>0.00</b>	<b>0.00</b>	<b>0.00</b>	<b>-686,170.55</b>	<b>-686,170.55</b>	<b>-35,001,509.06</b>
<b>99-2020 Average Daily Balance:</b>									<b>-34,174,881.17</b>

## Fund Summary

Fund	Beginning Balance	Net Change	Ending Balance
01	26,604,624.95	-699,418.96	25,905,205.99
02	0.00	0.00	0.00
04	-1,130.70	60.00	-1,070.70
05	1,572.79	0.00	1,572.79
06	12,406.76	0.00	12,406.76
09	22,079.60	-7,310.50	14,769.10
10	384,465.19	1,441.36	385,906.55
12	20,090.70	662,153.21	682,243.91
14	6,799,226.35	-637,109.77	6,162,116.58
15	2,583,666.97	-84,021.39	2,499,645.58
16	5,488.04	0.00	5,488.04
17	303,859.43	11,507.65	315,367.08
18	238,918.97	0.00	238,918.97
19	14,273.12	0.00	14,273.12
20	79,301.00	1,500.00	80,801.00
22	46,944.49	0.00	46,944.49
23	0.00	0.00	0.00
24	1,752.87	0.00	1,752.87
25	15,326.93	0.00	15,326.93
26	23,761.54	9,068.49	32,830.03
27	38,671.53	0.00	38,671.53
28	-516.60	0.00	-516.60
29	9,736.32	15,000.00	24,736.32
31	12,313.93	0.00	12,313.93
32	333,656.00	0.00	333,656.00
98	0.00	1,982,461.85	1,982,461.85
99	0.00	0.00	0.00
<b>Report Total:</b>	<b>37,550,490.18</b>	<b>1,255,331.94</b>	<b>38,805,822.12</b>




STATE OF TEXAS

COUNTY OF UPTON

BEFORE ME, the undersigned authority, on this day personally appeared the undersigned who, did each, upon his respective oath, state that the requirements of Section 114.026 of the Local government code of the State of Texas have been met for the regular term of the commissioners' Court of Upton County, Texas, for the fiscal year **2022** by the adoption of an Order of the Commissioners' Court on the **6<sup>TH</sup> MARCH , 2023** accepting and approving as correct the Monthly Report of the County Treasurer of Upton County, Texas, for the month of **DECEMBER 2022**, which Order complies with all respects of Section 114.026 and which Order appears in the Minutes of the Commissioners' Court.

  
\_\_\_\_\_  
Dusty Kilgore, County Judge


  
\_\_\_\_\_  
Gary "Pete" Jackson, Comm. Precinct 1

  
\_\_\_\_\_  
Cody Owens, Comm. Precinct 2

  
\_\_\_\_\_  
Mike Smart, Comm. Precinct 3

  
\_\_\_\_\_  
Cody Zamora, Comm. Precinct 4

Witness my hand and the seal of the Commissioners' Court of  
Upton County, Texas this 6<sup>TH</sup> day of MARCH, 2023

  
\_\_\_\_\_  
LaWanda McMurray, County Clerk