



UPTON COUNTY
TREASURER'S MONTHLY
REPORT
DECEMBER, 2025

2/17/26 FILED AT 10⁴¹AM
LaWANDA McMURRAY
CLERK, COUNTY DISTRICT COURT
UPTON COUNTY, TEXAS
CLERK/DEPUTY



Vivian Venegas
 UPTON COUNTY TREASURER
Monthly Report
DECEMBER 2025

The Treasurers' Monthly Report includes, but not limited to, money received and dispersed on all accounts held by the Treasurer.

The affidavit must state the amount of the cash and other assets that are in the custody of the county treasurer at the time of the examination. {LGC 114.026(d)} **Month Ending Balance \$ 74,252,808.32**

WHEREAS, Section 114.026 of the Local Government code of the State of Texas requires that the county Treasurer provide the commissioner's Court with detailed financial reports of the regular term of the Commissioners' Court; and

WHEREAS, the County Treasurer makes all her books and accounts available to the Commissioners' Court for inspection and examination as they desire; and

WHEREAS, the county Treasurer has presented to the commissioners' Court her report for the month ending **DECEMBER, 2025**.

NOW, THEREFORE, IT IS HEREBY ORDERED by the Commissioners' Court of Upton County, Texas, that such Treasurer's Report for the month ending **DECEMBER 2025**, be, and hereby is, approved and accepted as correct.

Therefore, Vivian Venegas, Treasurer of Upton County, Texas, who being fully sworn, upon oath says that the within and foregoing report is true and correct to the best of her knowledge.

 02/16/26
 Vivian Venegas, Treasurer, Upton County / Date

Commissioner's court having reviewed the Treasurer's Report as presented, having taken reasonable steps to ensure its accuracy and based upon presentations of the Treasurer's Office approve the report, subject to the independent auditor's review and request that it be filed with the official minutes of this meeting. {LGC 114.026(c)}

In addition, the below-signatures affirm that the Treasurer's Report complies with statutes as referenced. {LGC 114.026(d)}


 Gary "Pete" Jackson, Comm. Pct. 1 / Date

 Dusty Kilgore, County Judge / Date

 Cody Owens, Comm. Pct. 2 / Date


 Mike Smart, Comm. Pct. 3 / Date


 Cody Zamora, Comm. Pct. 4 / Date



Upton County, TX

Treasurers Report Summary

Date Range: 12/02/2025 - 12/31/2025

Fund	Beginning Cash Balance	Revenues	Expenses	Net Change Assets	Net Change Liabilities	Calculated Ending Balance	Actual Ending Balance	Calculated - Actual Ending
01 - GENERAL FUND	53,248,591.58	261,982.83	1,190,134.64	0.00	0.00	52,320,439.77	52,320,439.77	0.00
02 - UPTON COUNTY CONSTRUCTION FUND	0.00	116,709.91	735,409.55	0.00	0.00	-618,699.64	0.00	-618,699.64
04 - STATE FUNDS	29,410.17	90.00	0.00	0.00	0.00	29,500.17	29,500.17	0.00
05 - CRIMESTOPPERS FUND	1,572.79	0.00	0.00	0.00	0.00	1,572.79	1,572.79	0.00
06 - LAW ENFORCEMENT EDUCATION	11,669.57	0.00	0.00	0.00	0.00	11,669.57	11,669.57	0.00
07 - COUNTY SPECIALTY COURT	0.00	0.00	0.00	0.00	0.00	0.00	0.00	0.00
08 - TRUANCY PREVENTION & DIVERSION FUND	0.00	0.00	0.00	0.00	0.00	0.00	0.00	0.00
09 - HAVA GRANT	-1,081.59	0.00	0.00	0.00	0.00	-1,081.59	-1,081.59	0.00
10 - AMERICAN RESCUE PLAN 2021	0.00	0.00	0.00	0.00	0.00	0.00	0.00	0.00
12 - INTEREST/SINKING FUND	2,376,489.87	529,731.09	0.00	0.00	0.00	2,906,220.96	2,906,220.96	0.00
14 - BUILDING FLEET FUND	13,121,601.08	49,992.73	0.00	0.00	0.00	13,171,593.81	13,171,593.81	0.00
15 - EMPLOYEES' BENEFIT TRUST	4,624,653.22	58,509.20	408,767.97	0.00	0.00	4,274,394.45	4,274,394.45	0.00
16 - ATTORNEY ADMIN FUND	3,713.67	0.00	0.00	0.00	0.00	3,713.67	3,713.67	0.00
17 - UPTON/REAGAN JUVENILE PROBATION FUND	491,158.94	9,035.82	9,979.38	0.00	0.00	490,215.38	416,328.32	73,887.06
18 - CLERK'S RECORD MANAGEMENT FUND	248,698.46	0.00	5,503.00	0.00	0.00	243,195.46	243,195.46	0.00
19 - SHERIFF'S AUCTION FUND	0.00	0.00	0.00	0.00	0.00	0.00	0.00	0.00
20 - SHERIFF'S CASH BOND TRUST	77,801.00	2,000.00	0.00	0.00	0.00	79,801.00	79,801.00	0.00
22 - RECORDS MGT/PRESERVATION	59,688.74	0.00	0.00	0.00	0.00	59,688.74	59,688.74	0.00
23 - 911	27,817.35	0.00	0.00	0.00	0.00	27,817.35	27,817.35	0.00
24 - SHERIFF'S SEIZURE FUND	1,752.87	0.00	0.00	0.00	0.00	1,752.87	1,752.87	0.00
25 - SECURITY FEE	28,095.69	0.00	0.00	0.00	0.00	28,095.69	28,095.69	0.00
26 - JUSTICES OF THE PEACE	64,730.72	5,872.80	-33.06	0.00	0.00	70,636.58	70,636.58	0.00
27 - JP TECHNOLOGY FUND	43,453.67	0.00	0.00	0.00	0.00	43,453.67	43,453.67	0.00
28 - TERTIARY ACCOUNT	2,385.01	0.00	0.00	0.00	0.00	2,385.01	2,385.01	0.00
29 - SHERIFF GRANT REVENUE	65,962.57	0.00	3,954.43	0.00	0.00	62,008.14	62,008.14	0.00
30 - LANGUAGE ACCESS FUND	0.00	0.00	0.00	0.00	0.00	0.00	0.00	0.00
31 - PRE TRIAL INTERVENTION	12,789.61	118.33	2,862.00	0.00	0.00	10,045.94	10,045.94	0.00
32 - COUNTY CLERK ARCHIVE FUND	434,072.00	0.00	0.00	0.00	0.00	434,072.00	434,072.00	0.00
33 - COURT FACILITY FEE FUND	0.00	0.00	0.00	0.00	0.00	0.00	0.00	0.00
40 - UPLAND SCHOOL LAND	0.00	486.70	0.00	0.00	0.00	486.70	0.00	486.70
42 - ATTORNEY GRANT	64,084.28	318.11	4,765.98	0.00	0.00	59,636.41	59,636.41	0.00
43 - SHERIFF'S OFFICE GRANT	-4,361.05	228.59	0.00	0.00	0.00	-4,132.46	-4,132.46	0.00
Report Total:	75,034,750.22	1,035,076.11	2,361,343.89	0.00	0.00	73,708,482.44	74,252,808.32	-544,325.88



DECEMBER, 2025 Investments

FUND	Beginning Investments	Ending Investment	Ending Interest
TXPOOL OPERATING FUND	34,947,755.61	29,016,268.34	96,242.80
TXPOOL BLDG.&FLEET	12,349,346.06	12,389,485.90	40,139.84
FSB ICS	3,384,847.00	3,392,048.75	7,201.75
UBS OP FUND	16,527,812.43	21,634,161.68	106,349.25
TXPOOL UPLAND	149,736.02	150,222.72	486.70
TXPOOL EBT	4,611,408.10	4,198,667.47	14,515.21
TXPOOL I&S	2,040,474.06	2,086,469.44	6,751.17
TOTAL	74,011,379.28	72,867,324.30	271,686.72



Cash Analysis Report

Daily Detail

Date Range: 12/01/2025 - 12/31/2025

Day	Bank Drafts	Checks	Deposits	EFTs	SVC Charges	Interest	Misc / None	Net Change	Balance
01-1000 - CASH								Beginning Balance:	0.00
01-1010 - Claim On Cash								Beginning Balance:	53,248,591.58
12/02/2025	0.00	0.00	0.00	0.00	0.00	0.00	32,103.82	32,103.82	53,280,695.40
12/03/2025	0.00	0.00	0.00	0.00	0.00	0.00	-469,817.10	-469,817.10	52,810,878.30
12/04/2025	0.00	0.00	0.00	0.00	0.00	0.00	-12,851.36	-12,851.36	52,798,026.94
12/08/2025	0.00	0.00	0.00	0.00	0.00	0.00	1,985.26	1,985.26	52,800,012.20
12/09/2025	0.00	0.00	0.00	0.00	0.00	0.00	130.00	130.00	52,800,142.20
12/10/2025	0.00	0.00	0.00	0.00	0.00	0.00	-17,387.26	-17,387.26	52,782,754.94
12/11/2025	0.00	0.00	0.00	0.00	0.00	0.00	-157,071.83	-157,071.83	52,625,683.11
12/12/2025	0.00	0.00	0.00	0.00	0.00	0.00	-52,611.29	-52,611.29	52,573,071.82
12/15/2025	0.00	0.00	0.00	0.00	0.00	0.00	-146,068.60	-146,068.60	52,427,003.22
12/19/2025	0.00	0.00	0.00	0.00	0.00	0.00	-30,959.95	-30,959.95	52,396,043.27
12/23/2025	0.00	0.00	0.00	0.00	0.00	0.00	-244,076.60	-244,076.60	52,151,966.67
12/24/2025	0.00	0.00	0.00	0.00	0.00	0.00	-48,462.91	-48,462.91	52,103,503.76
12/29/2025	0.00	0.00	0.00	0.00	0.00	0.00	3,911.57	3,911.57	52,107,415.33
12/30/2025	0.00	0.00	0.00	0.00	0.00	0.00	-57.50	-57.50	52,107,357.83
12/31/2025	0.00	0.00	0.00	0.00	0.00	0.00	213,081.94	213,081.94	52,320,439.77
	0.00	0.00	0.00	0.00	0.00	0.00	-928,151.81	-928,151.81	52,320,439.77
								01-1010 Average Daily Balance:	52,508,289.20
01-1017 - Due From Fund 17								Beginning Balance:	0.00
01-1020 - Due From JP FUND								Beginning Balance:	23,287.72
01-1021 - DUE FROM CLERK								Beginning Balance:	44,541.84
01-1022 - Due From TAC								Beginning Balance:	3,210.65
01-1023 - Due From STATE FEE FUND								Beginning Balance:	3,098.48
01-1025 - Due From SHERIFF								Beginning Balance:	0.00
01-1026 - Due From JP TERTIARY FUND								Beginning Balance:	2,467.81
01-1030 - DUE FROM STATE								Beginning Balance:	361,780.69
01-2000 - ACCOUNTS PAYABLE								Beginning Balance:	0.00
01-2020 - Accounts Payable Pending - Pool								Beginning Balance:	281.65
12/03/2025	0.00	0.00	0.00	0.00	0.00	0.00	0.00	0.00	281.65
12/04/2025	0.00	0.00	0.00	0.00	0.00	0.00	0.00	0.00	281.65
12/10/2025	0.00	0.00	0.00	0.00	0.00	0.00	529.79	529.79	811.44
12/11/2025	0.00	0.00	0.00	0.00	0.00	0.00	-101,686.68	-101,686.68	-100,875.24
12/12/2025	0.00	0.00	0.00	0.00	0.00	0.00	52,554.59	52,554.59	-48,320.65
12/15/2025	0.00	0.00	0.00	0.00	0.00	0.00	-473.09	-473.09	-48,793.74
12/19/2025	0.00	0.00	0.00	0.00	0.00	0.00	0.00	0.00	-48,793.74
12/23/2025	0.00	0.00	0.00	0.00	0.00	0.00	612.48	612.48	-48,181.26
12/24/2025	0.00	0.00	0.00	0.00	0.00	0.00	48,462.91	48,462.91	281.65
12/30/2025	0.00	0.00	0.00	0.00	0.00	0.00	0.00	0.00	281.65
	0.00	0.00	0.00	0.00	0.00	0.00	0.00	0.00	281.65
								01-2020 Average Daily Balance:	-21,895.77
01-2100 - FICA TAXES PAYABLE								Beginning Balance:	0.00
12/11/2025	0.00	0.00	0.00	0.00	0.00	0.00	0.00	0.00	0.00
12/23/2025	0.00	0.00	0.00	0.00	0.00	0.00	0.00	0.00	0.00
	0.00	0.00	0.00	0.00	0.00	0.00	0.00	0.00	0.00
								01-2100 Average Daily Balance:	0.00
01-2105 - WITHHOLDING PAYABLE								Beginning Balance:	0.00
12/11/2025	0.00	0.00	0.00	0.00	0.00	0.00	0.00	0.00	0.00
12/23/2025	0.00	0.00	0.00	0.00	0.00	0.00	0.00	0.00	0.00
	0.00	0.00	0.00	0.00	0.00	0.00	0.00	0.00	0.00
								01-2105 Average Daily Balance:	0.00

Cash Analysis Report

Date Range: 12/01/2025 - 12/31/2025

Day	Bank Drafts	Checks	Deposits	EFTs	SVC Charges	Interest	Misc / None	Net Change	Balance	
01-2110 - RETIREMENT PAYABLE									Beginning Balance:	0.00
12/11/2025	0.00	0.00	0.00	0.00	0.00	0.00	0.00	0.00	0.00	
12/23/2025	0.00	0.00	0.00	0.00	0.00	0.00	0.00	0.00	0.00	
	0.00	0.00	0.00	0.00	0.00	0.00	0.00	0.00	0.00	
01-2110 Average Daily Balance:									0.00	
01-2120 - DEPENDENT HEALTH									Beginning Balance:	0.00
12/11/2025	0.00	0.00	0.00	0.00	0.00	0.00	0.00	0.00	0.00	
12/23/2025	0.00	0.00	0.00	0.00	0.00	0.00	0.00	0.00	0.00	
	0.00	0.00	0.00	0.00	0.00	0.00	0.00	0.00	0.00	
01-2120 Average Daily Balance:									0.00	
01-2125 - DEFERRED COMPENSATION									Beginning Balance:	0.00
12/11/2025	0.00	0.00	0.00	0.00	0.00	0.00	0.00	0.00	0.00	
12/23/2025	0.00	0.00	0.00	0.00	0.00	0.00	0.00	0.00	0.00	
	0.00	0.00	0.00	0.00	0.00	0.00	0.00	0.00	0.00	
01-2125 Average Daily Balance:									0.00	
01-2130 - CREDIT UNION									Beginning Balance:	0.00
01-2135 - LEGALSHIELD									Beginning Balance:	0.00
12/11/2025	0.00	0.00	0.00	0.00	0.00	0.00	0.00	0.00	0.00	
12/23/2025	0.00	0.00	0.00	0.00	0.00	0.00	0.00	0.00	0.00	
	0.00	0.00	0.00	0.00	0.00	0.00	0.00	0.00	0.00	
01-2135 Average Daily Balance:									0.00	
01-2140 - CHILD SUPPORT									Beginning Balance:	0.00
12/11/2025	0.00	0.00	0.00	0.00	0.00	0.00	0.00	0.00	0.00	
12/23/2025	0.00	0.00	0.00	0.00	0.00	0.00	0.00	0.00	0.00	
	0.00	0.00	0.00	0.00	0.00	0.00	0.00	0.00	0.00	
01-2140 Average Daily Balance:									0.00	
01-2145 - Vision Insurance									Beginning Balance:	0.00
12/11/2025	0.00	0.00	0.00	0.00	0.00	0.00	0.00	0.00	0.00	
12/23/2025	0.00	0.00	0.00	0.00	0.00	0.00	0.00	0.00	0.00	
	0.00	0.00	0.00	0.00	0.00	0.00	0.00	0.00	0.00	
01-2145 Average Daily Balance:									0.00	
01-2150 - Cigna Life Insurance									Beginning Balance:	0.00
01-2155 - Washington National									Beginning Balance:	0.00
12/11/2025	0.00	0.00	0.00	0.00	0.00	0.00	0.00	0.00	0.00	
12/23/2025	0.00	0.00	0.00	0.00	0.00	0.00	0.00	0.00	0.00	
	0.00	0.00	0.00	0.00	0.00	0.00	0.00	0.00	0.00	
01-2155 Average Daily Balance:									0.00	
01-2160 - AFLAC									Beginning Balance:	0.00
12/11/2025	0.00	0.00	0.00	0.00	0.00	0.00	0.00	0.00	0.00	
12/23/2025	0.00	0.00	0.00	0.00	0.00	0.00	0.00	0.00	0.00	
	0.00	0.00	0.00	0.00	0.00	0.00	0.00	0.00	0.00	
01-2160 Average Daily Balance:									0.00	
01-9999 - PY Correction Payable									Beginning Balance:	2,901.60
02-1000 - CASH									Beginning Balance:	0.00
04-1000 - CASH									Beginning Balance:	0.00
04-1010 - Claim On Cash									Beginning Balance:	29,410.17
12/02/2025	0.00	0.00	0.00	0.00	0.00	0.00	30.00	30.00	29,440.17	
12/08/2025	0.00	0.00	0.00	0.00	0.00	0.00	15.00	15.00	29,455.17	
12/11/2025	0.00	0.00	0.00	0.00	0.00	0.00	15.00	15.00	29,470.17	
12/15/2025	0.00	0.00	0.00	0.00	0.00	0.00	30.00	30.00	29,500.17	
	0.00	0.00	0.00	0.00	0.00	0.00	90.00	90.00	29,500.17	
04-1010 Average Daily Balance:									29,477.43	

Cash Analysis Report

Date Range: 12/01/2025 - 12/31/2025

Day	Bank Drafts	Checks	Deposits	EFTs	SVC Charges	Interest	Misc / None	Net Change	Balance
04-1020 - Due From JP FUND								Beginning Balance:	18,277.45
04-1021 - DUE FROM CLERK								Beginning Balance:	4,787.90
04-2000 - ACCOUNTS PAYABLE								Beginning Balance:	0.00
04-2020 - Accounts Payable Pending - Pool								Beginning Balance:	0.00
04-2029 - DUE TO GENERAL FUND								Beginning Balance:	-3,098.48
04-2038 - DUE TO STATE OR OTHERS								Beginning Balance:	-17,955.48
05-1000 - CASH								Beginning Balance:	0.00
05-1010 - Claim On Cash								Beginning Balance:	1,572.79
05-2000 - ACCOUNTS PAYABLE								Beginning Balance:	0.00
05-2020 - Accounts Payable Pending - Pool								Beginning Balance:	0.00
06-1000 - CASH								Beginning Balance:	0.00
06-1010 - Claim On Cash								Beginning Balance:	11,669.57
06-2000 - ACCOUNTS PAYABLE								Beginning Balance:	0.00
06-2020 - Accounts Payable Pending - Pool								Beginning Balance:	0.00
09-1010 - Claim On Cash								Beginning Balance:	-1,081.59
09-2020 - Accounts Pending - Pool								Beginning Balance:	0.00
10-1010 - Claim On Cash								Beginning Balance:	0.00
10-2020 - Accounts Pending - Pool								Beginning Balance:	0.00
12-1000 - CASH								Beginning Balance:	2,376,489.87
12/02/2025	0.00	0.00	39,244.21	0.00	0.00	0.00	0.00	39,244.21	2,415,734.08
12/29/2025	0.00	0.00	483,722.95	0.00	0.00	0.00	0.00	483,722.95	2,899,457.03
12/31/2025	0.00	0.00	0.00	0.00	0.00	6,763.93	0.00	6,763.93	2,906,220.96
	0.00	0.00	522,967.16	0.00	0.00	6,763.93	0.00	529,731.09	2,906,220.96
								12-1000 Average Daily Balance:	2,461,498.23
12-2000 - ACCOUNTS PAYABLE								Beginning Balance:	0.00
12-2020 - Accounts Payable Pending - Pool								Beginning Balance:	0.00
14-1000 - CASH								Beginning Balance:	0.00
14-1010 - Claim On Cash								Beginning Balance:	13,121,601.08
12/02/2025	0.00	0.00	0.00	0.00	0.00	0.00	291.45	291.45	13,121,892.53
12/03/2025	0.00	0.00	0.00	0.00	0.00	0.00	5,918.55	5,918.55	13,127,811.08
12/23/2025	0.00	0.00	0.00	0.00	0.00	0.00	3,642.89	3,642.89	13,131,453.97
12/31/2025	0.00	0.00	0.00	0.00	0.00	0.00	40,139.84	40,139.84	13,171,593.81
	0.00	0.00	0.00	0.00	0.00	0.00	49,992.73	49,992.73	13,171,593.81
								14-1010 Average Daily Balance:	13,129,772.28
14-1024 - Due From I&S								Beginning Balance:	0.00
14-2000 - ACCOUNTS PAYABLE								Beginning Balance:	0.00
14-2020 - Accounts Payable Pending - Pool								Beginning Balance:	0.00
15-1000 - CASH								Beginning Balance:	4,624,653.22
12/02/2025	-25,192.97	0.00	0.00	0.00	0.00	0.00	0.00	-25,192.97	4,599,460.25
12/03/2025	-6,431.26	-52,792.05	0.00	0.00	0.00	0.00	0.00	-59,223.31	4,540,236.94
12/05/2025	0.00	0.00	33,852.35	0.00	0.00	0.00	0.00	33,852.35	4,574,089.29
12/08/2025	-28,481.65	0.00	0.00	0.00	0.00	0.00	0.00	-28,481.65	4,545,607.64
12/11/2025	0.00	0.00	2,052.81	0.00	0.00	0.00	0.00	2,052.81	4,547,660.45
12/17/2025	-31,342.09	0.00	0.00	0.00	0.00	0.00	0.00	-31,342.09	4,516,318.36
12/19/2025	-21,589.95	0.00	0.00	0.00	0.00	0.00	0.00	-21,589.95	4,494,728.41
12/23/2025	0.00	-682.16	7,960.00	0.00	0.00	0.00	0.00	7,277.84	4,502,006.25
12/29/2025	-242,255.84	0.00	97.91	0.00	0.00	0.00	0.00	-242,157.93	4,259,848.32
12/31/2025	0.00	0.00	0.00	0.00	0.00	14,546.13	0.00	14,546.13	4,274,394.45
	-355,293.76	-53,474.21	43,963.07	0.00	0.00	14,546.13	0.00	-350,258.77	4,274,394.45
								15-1000 Average Daily Balance:	4,508,623.22
15-1001 - DUE FROM FUND 01								Beginning Balance:	0.00
15-1017 - DUE FROM FUND '17								Beginning Balance:	0.00
15-2000 - ACCOUNTS PAYABLE								Beginning Balance:	0.00
12/03/2025	0.00	0.00	0.00	0.00	0.00	0.00	0.00	0.00	0.00
12/23/2025	0.00	0.00	0.00	0.00	0.00	0.00	0.00	0.00	0.00
	0.00	0.00	0.00	0.00	0.00	0.00	0.00	0.00	0.00
								15-2000 Average Daily Balance:	0.00

Cash Analysis Report

Date Range: 12/01/2025 - 12/31/2025

Day	Bank Drafts	Checks	Deposits	EFTs	SVC Charges	Interest	Misc / None	Net Change	Balance
16-1000 - CASH								Beginning Balance:	0.00
16-1010 - Claim On Cash								Beginning Balance:	3,713.67
16-2000 - ACCOUNTS PAYABLE								Beginning Balance:	0.00
16-2020 - Accounts Payable Pending - Pool								Beginning Balance:	0.00
17-1000 - CASH								Beginning Balance:	491,158.94
12/11/2025	0.00	0.00	0.00	-2,642.03	0.00	0.00	0.00	-2,642.03	488,516.91
12/12/2025	-1,070.55	0.00	0.00	0.00	0.00	0.00	0.00	-1,070.55	487,446.36
12/15/2025	0.00	0.00	8,917.00	0.00	0.00	0.00	0.00	8,917.00	496,363.36
12/23/2025	0.00	-1,040.28	0.00	-4,155.97	0.00	0.00	0.00	-5,196.25	491,167.11
12/24/2025	-1,070.55	0.00	0.00	0.00	0.00	0.00	-73,887.06	-74,957.61	416,209.50
12/31/2025	0.00	0.00	0.00	0.00	0.00	118.82	0.00	118.82	416,328.32
	-2,141.10	-1,040.28	8,917.00	-6,798.00	0.00	118.82	-73,887.06	-74,830.62	416,328.32
								17-1000 Average Daily Balance:	472,719.81
17-1001 - Due From General Fund								Beginning Balance:	0.00
17-1100 - DUE FROM TJJJ								Beginning Balance:	0.00
17-2000 - ACCOUNTS PAYABLE								Beginning Balance:	-9,050.83
12/11/2025	0.00	0.00	0.00	0.00	0.00	0.00	-2,347.66	-2,347.66	-11,398.49
12/12/2025	0.00	0.00	0.00	0.00	0.00	0.00	1,070.55	1,070.55	-10,327.94
12/23/2025	0.00	0.00	0.00	0.00	0.00	0.00	206.56	206.56	-10,121.38
12/24/2025	0.00	0.00	0.00	0.00	0.00	0.00	1,070.55	1,070.55	-9,050.83
	0.00	0.00	0.00	0.00	0.00	0.00	0.00	0.00	-9,050.83
								17-2000 Average Daily Balance:	-9,614.26
17-2100 - FICA TAXES PAYABLE								Beginning Balance:	0.00
12/11/2025	0.00	0.00	0.00	0.00	0.00	0.00	0.00	0.00	0.00
12/23/2025	0.00	0.00	0.00	0.00	0.00	0.00	0.00	0.00	0.00
	0.00	0.00	0.00	0.00	0.00	0.00	0.00	0.00	0.00
								17-2100 Average Daily Balance:	0.00
17-2105 - WITHHOLDING PAYABLE								Beginning Balance:	0.00
12/11/2025	0.00	0.00	0.00	0.00	0.00	0.00	0.00	0.00	0.00
12/23/2025	0.00	0.00	0.00	0.00	0.00	0.00	0.00	0.00	0.00
	0.00	0.00	0.00	0.00	0.00	0.00	0.00	0.00	0.00
								17-2105 Average Daily Balance:	0.00
17-2110 - RETIREMENT PAYABLE								Beginning Balance:	0.00
12/11/2025	0.00	0.00	0.00	0.00	0.00	0.00	0.00	0.00	0.00
12/23/2025	0.00	0.00	0.00	0.00	0.00	0.00	0.00	0.00	0.00
	0.00	0.00	0.00	0.00	0.00	0.00	0.00	0.00	0.00
								17-2110 Average Daily Balance:	0.00
17-2120 - DEPENDENT HEALTH								Beginning Balance:	0.00
12/11/2025	0.00	0.00	0.00	0.00	0.00	0.00	0.00	0.00	0.00
12/23/2025	0.00	0.00	0.00	0.00	0.00	0.00	0.00	0.00	0.00
	0.00	0.00	0.00	0.00	0.00	0.00	0.00	0.00	0.00
								17-2120 Average Daily Balance:	0.00
17-2125 - DEFERRED COMPENSATION								Beginning Balance:	0.00
17-2130 - CREDIT UNION								Beginning Balance:	0.00
17-2135 - LEGALSHIELD								Beginning Balance:	0.00
17-2140 - CHILD SUPPORT								Beginning Balance:	0.00
17-2145 - Vision								Beginning Balance:	0.00
12/11/2025	0.00	0.00	0.00	0.00	0.00	0.00	0.00	0.00	0.00
12/23/2025	0.00	0.00	0.00	0.00	0.00	0.00	0.00	0.00	0.00
	0.00	0.00	0.00	0.00	0.00	0.00	0.00	0.00	0.00
								17-2145 Average Daily Balance:	0.00
17-2150 - Cigna Life Insurance								Beginning Balance:	0.00
17-2155 - Washington Nat'l								Beginning Balance:	0.00
12/11/2025	0.00	0.00	0.00	0.00	0.00	0.00	0.00	0.00	0.00

Cash Analysis Report

Date Range: 12/01/2025 - 12/31/2025

Day	Bank Drafts	Checks	Deposits	EFTs	SVC Charges	Interest	Misc / None	Net Change	Balance
12/23/2025	0.00	0.00	0.00	0.00	0.00	0.00	0.00	0.00	0.00
	0.00	0.00	0.00	0.00	0.00	0.00	0.00	0.00	0.00
17-2155 Average Daily Balance:									0.00
Beginning Balance:									0.00
17-2160 - AFLAC									
12/11/2025	0.00	0.00	0.00	0.00	0.00	0.00	0.00	0.00	0.00
12/23/2025	0.00	0.00	0.00	0.00	0.00	0.00	0.00	0.00	0.00
	0.00	0.00	0.00	0.00	0.00	0.00	0.00	0.00	0.00
17-2160 Average Daily Balance:									0.00
Beginning Balance:									0.00
17-2200 - PY Wages Payable									
12/11/2025	0.00	0.00	0.00	0.00	0.00	0.00	0.00	0.00	0.00
12/23/2025	0.00	0.00	0.00	0.00	0.00	0.00	0.00	0.00	0.00
	0.00	0.00	0.00	0.00	0.00	0.00	0.00	0.00	0.00
17-2200 Average Daily Balance:									0.00
Beginning Balance:									287.12
17-9999 - PY Correction Payable									
18-1000 - CASH									
Beginning Balance:									0.00
18-1010 - Claim On Cash									
Beginning Balance:									248,698.46
12/03/2025	0.00	0.00	0.00	0.00	0.00	0.00	-2,456.00	-2,456.00	246,242.46
12/15/2025	0.00	0.00	0.00	0.00	0.00	0.00	-3,045.00	-3,045.00	243,197.46
12/19/2025	0.00	0.00	0.00	0.00	0.00	0.00	-2.00	-2.00	243,195.46
	0.00	0.00	0.00	0.00	0.00	0.00	-5,503.00	-5,503.00	243,195.46
18-1010 Average Daily Balance:									244,730.23
Beginning Balance:									7,320.00
18-1021 - DUE FROM CLERK									
Beginning Balance:									0.00
18-2000 - ACCOUNTS PAYABLE									
Beginning Balance:									0.00
18-2020 - Accounts Payable Pending - Pool									
12/03/2025	0.00	0.00	0.00	0.00	0.00	0.00	0.00	0.00	0.00
12/15/2025	0.00	0.00	0.00	0.00	0.00	0.00	0.00	0.00	0.00
12/19/2025	0.00	0.00	0.00	0.00	0.00	0.00	0.00	0.00	0.00
	0.00	0.00	0.00	0.00	0.00	0.00	0.00	0.00	0.00
18-2020 Average Daily Balance:									0.00
Beginning Balance:									0.00
19-1010 - Claim On Cash									
Beginning Balance:									0.00
19-2000 - ACCOUNTS PAYABLE									
Beginning Balance:									0.00
19-2020 - Accounts Payable Pending - Pool									
Beginning Balance:									0.00
20-1000 - CASH									
Beginning Balance:									0.00
20-1010 - Claim On Cash									
Beginning Balance:									77,801.00
12/02/2025	0.00	0.00	0.00	0.00	0.00	0.00	2,000.00	2,000.00	79,801.00
	0.00	0.00	0.00	0.00	0.00	0.00	2,000.00	2,000.00	79,801.00
20-1010 Average Daily Balance:									79,736.48
Beginning Balance:									0.00
20-2000 - ACCOUNTS PAYABLE									
Beginning Balance:									0.00
20-2020 - Accounts Payable Pending - Pool									
Beginning Balance:									0.00
22-1000 - CASH									
Beginning Balance:									0.00
22-1010 - Claim On Cash									
Beginning Balance:									59,688.74
22-1021 - DUE FROM CLERK									
Beginning Balance:									956.00
22-2000 - ACCOUNTS PAYABLE									
Beginning Balance:									0.00
22-2020 - Accounts Payable Pending - Pool									
Beginning Balance:									0.00
23-1010 - Claim On Cash									
Beginning Balance:									27,817.35
23-2000 - ACCOUNTS PAYABLE									
Beginning Balance:									0.00
23-2020 - Accounts Payable Pending - Pool									
Beginning Balance:									0.00
24-1000 - CASH									
Beginning Balance:									0.00
24-1010 - Claim On Cash									
Beginning Balance:									1,752.87
24-2000 - ACCOUNTS PAYABLE									
Beginning Balance:									0.00
24-2020 - Accounts Payable Pending - Pool									
Beginning Balance:									0.00
25-1000 - CASH									
Beginning Balance:									0.00
25-1010 - Claim On Cash									
Beginning Balance:									28,095.69
25-1020 - Due From JP FUND									
Beginning Balance:									689.72
25-1021 - DUE FROM CLERK									
Beginning Balance:									1,072.76

Cash Analysis Report

Date Range: 12/01/2025 - 12/31/2025

Day	Bank Drafts	Checks	Deposits	EFTs	SVC Charges	Interest	Misc / None	Net Change	Balance
25-2000 - ACCOUNTS PAYABLE								Beginning Balance:	0.00
25-2020 - Accounts Payable Pending - Pool								Beginning Balance:	0.00
26-1000 - CASH								Beginning Balance:	0.00
26-1010 - Claim On Cash								Beginning Balance:	64,730.72
12/04/2025	0.00	0.00	0.00	0.00	0.00	0.00	378.50	378.50	65,109.22
12/08/2025	0.00	0.00	0.00	0.00	0.00	0.00	250.00	250.00	65,359.22
12/11/2025	0.00	0.00	0.00	0.00	0.00	0.00	2,742.20	2,742.20	68,101.42
12/15/2025	0.00	0.00	0.00	0.00	0.00	0.00	1,654.60	1,654.60	69,756.02
12/23/2025	0.00	0.00	0.00	0.00	0.00	0.00	343.06	343.06	70,099.08
12/29/2025	0.00	0.00	0.00	0.00	0.00	0.00	537.50	537.50	70,636.58
	0.00	0.00	0.00	0.00	0.00	0.00	5,905.86	5,905.86	70,636.58
							26-1010 Average Daily Balance:		68,182.73
26-2000 - ACCOUNTS PAYABLE								Beginning Balance:	0.00
26-2020 - Accounts Payable Pending - Pool								Beginning Balance:	0.00
26-2026 - DUE TO JP TERTIARY FUND								Beginning Balance:	0.00
26-2029 - DUE TO GENERA FUND								Beginning Balance:	-23,287.72
26-2030 - DUE TO CHS SECURITY FUND								Beginning Balance:	-689.72
26-2031 - DUE TO JP TECHNOLOGY FUND								Beginning Balance:	-570.08
26-2032 - DUE TO PRETRIAL INTERVENTION								Beginning Balance:	0.00
26-2035 - DUE TO STATE FEE FUND								Beginning Balance:	-18,277.45
27-1000 - CASH								Beginning Balance:	0.00
27-1010 - Claim On Cash								Beginning Balance:	43,453.67
27-1020 - DUE FROM JP FUND								Beginning Balance:	570.08
27-2000 - ACCOUNTS PAYABLE								Beginning Balance:	0.00
27-2020 - Accounts Payable Pending - Pool								Beginning Balance:	0.00
28-1000 - CASH								Beginning Balance:	0.00
28-1010 - Claim On Cash								Beginning Balance:	2,385.01
28-1020 - DUE FROM JP FUND								Beginning Balance:	0.00
28-2000 - ACCOUNTS PAYABLE								Beginning Balance:	0.00
28-2020 - Accounts Payable Pending - Pool								Beginning Balance:	0.00
28-2029 - DUE TO GENERAL FUND								Beginning Balance:	-2,467.81
28-2037 - DUE TO STATE								Beginning Balance:	-254.91
29-1010 - Claim On Cash								Beginning Balance:	65,962.57
12/15/2025	0.00	0.00	0.00	0.00	0.00	0.00	-3,954.43	-3,954.43	62,008.14
	0.00	0.00	0.00	0.00	0.00	0.00	-3,954.43	-3,954.43	62,008.14
							29-1010 Average Daily Balance:		63,794.01
31-1010 - Claim On Cash								Beginning Balance:	12,789.61
12/19/2025	0.00	0.00	0.00	0.00	0.00	0.00	-2,743.67	-2,743.67	10,045.94
	0.00	0.00	0.00	0.00	0.00	0.00	-2,743.67	-2,743.67	10,045.94
							31-1010 Average Daily Balance:		11,639.04
31-1020 - Due From JP Fund								Beginning Balance:	0.00
32-1010 - Claim On Cash								Beginning Balance:	434,072.00
32-1021 - DUE FROM CLERK								Beginning Balance:	7,333.00
42-1000 - CASH								Beginning Balance:	0.00
42-1010 - Claim On Cash								Beginning Balance:	64,084.28
12/11/2025	0.00	0.00	0.00	0.00	0.00	0.00	-2,382.99	-2,382.99	61,701.29
12/23/2025	0.00	0.00	0.00	0.00	0.00	0.00	-2,382.99	-2,382.99	59,318.30
12/31/2025	0.00	0.00	0.00	0.00	0.00	0.00	318.11	318.11	59,636.41
	0.00	0.00	0.00	0.00	0.00	0.00	-4,447.87	-4,447.87	59,636.41
							42-1010 Average Daily Balance:		61,788.42
42-2020 - Accounts Pending - Pool								Beginning Balance:	0.00
43-1010 - Claim On Cash								Beginning Balance:	-4,361.05
12/31/2025	0.00	0.00	0.00	0.00	0.00	0.00	228.59	228.59	-4,132.46
	0.00	0.00	0.00	0.00	0.00	0.00	228.59	228.59	-4,132.46
							43-1010 Average Daily Balance:		-4,353.68
43-2020 - Accounts Pending - Pool								Beginning Balance:	0.00

Fund Summary

Fund	Beginning Balance	Net Change	Ending Balance
01	53,690,162.02	-928,151.81	52,762,010.21
02	0.00	0.00	0.00
04	31,421.56	90.00	31,511.56
05	1,572.79	0.00	1,572.79
06	11,669.57	0.00	11,669.57
09	-1,081.59	0.00	-1,081.59
10	0.00	0.00	0.00
12	2,376,489.87	529,731.09	2,906,220.96
14	13,121,601.08	49,992.73	13,171,593.81
15	4,624,653.22	-350,258.77	4,274,394.45
16	3,713.67	0.00	3,713.67
17	482,395.23	-74,830.62	407,564.61
18	256,018.46	-5,503.00	250,515.46
19	0.00	0.00	0.00
20	77,801.00	2,000.00	79,801.00
22	60,644.74	0.00	60,644.74
23	27,817.35	0.00	27,817.35
24	1,752.87	0.00	1,752.87
25	29,858.17	0.00	29,858.17
26	21,905.75	5,905.86	27,811.61
27	44,023.75	0.00	44,023.75
28	-337.71	0.00	-337.71
29	65,962.57	-3,954.43	62,008.14
31	12,789.61	-2,743.67	10,045.94
32	441,405.00	0.00	441,405.00
42	64,084.28	-4,447.87	59,636.41
43	-4,361.05	228.59	-4,132.46
Report Total:	75,441,962.21	-781,941.90	74,660,020.31




STATE OF TEXAS

COUNTY OF UPTON


BEFORE ME, the undersigned authority, on this day personally appeared the undersigned who, did each, upon his respective oath, state that the requirements of Section 114.026 of the Local government code of the State of Texas have been met for the regular term of the commissioners' Court of Upton County, Texas, for the fiscal year **2025** by the adoption of an Order of the Commissioners' Court on the **19TH day of FEBRUARY , 2026** accepting and approving as correct the Monthly Report of the County Treasurer of Upton County, Texas, for the month of **DECEMBER 2025**, which Order complies with all respects of Section 114.026 and which Order appears in the Minutes of the Commissioners' Court.

Dusty Kilgore, County Judge




Gary "Pete" Jackson, Comm. Precinct 1

Cody Owens, Comm. Precinct 2




Mike Smart, Comm. Precinct 3



Cody Zamora, Comm. Precinct 4

**Witness my hand and the seal of the Commissioners' Court of
Upton County, Texas this 19TH day of FEBRUARY, 2026**



LaWanda McMurray, County Clerk