



UPTON COUNTY
TREASURER'S MONTHLY
REPORT
NOVEMBER, 2022

12/29/2022 FILED AT 10²² AM
LAWANDA McJURRAY
CLERK/COUNTY CLERK/COURT
J. Blanche McJ
CLERK/DEPUTY



Vivian Venegas
UPTON COUNTY TREASURER
Monthly Report
NOVEMBER 2022

The Treasurers' Monthly Report includes, but not limited to, money received and dispersed on all accounts held by the Treasurer.

The affidavit must state the amount of the cash and other assets that are in the custody of the county treasurer at the time of the examination. {LGC 114.026(d)} **Month Ending Balance \$ 40,198,799.29**

WHEREAS, Section 114.026 of the Local Government code of the State of Texas requires that the county Treasurer provide the commissioner's Court with detailed financial reports of the regular term of the Commissioners' Court; and

WHEREAS, the County Treasurer makes all her books and accounts available to the Commissioners' Court for inspection and examination as they desire; and

WHEREAS, the county Treasurer has presented to the commissioners' Court her report for the month ending **NOVEMBER, 2022**.


NOW, THEREFORE, IT IS HEREBY ORDERED by the Commissioners' Court of Upton County, Texas, that such Treasurer's Report for the month ending **NOVEMBER, 2022**, be, and hereby is, approved and accepted as correct.


Therefore, Vivian Venegas, Treasurer of Upton County, Texas, who being fully sworn, upon oath says that the within and foregoing report is true and correct to the best of her knowledge.


Vivian Venegas, Treasurer, Upton County / Date


Commissioner's court having reviewed the Treasurer's Report as presented, having taken reasonable steps to ensure its accuracy and based upon presentations of the Treasurer's Office approve the report, subject to the independent auditor's review and request that it be filed with the official minutes of this meeting. {LGC 114.026(c)}

In addition, the below signatures affirm that the Treasurer's Report complies with statutes as referenced. {LGC 114.026(d)}


Gary "Pete" Jackson, Comm. Pct. 1 / Date


Dusty Kilgore, County Judge / Date

Tommy Owens, Comm. Pct. 2/Date


Mike Smart, Comm. Pct. 3/Date


Gary Wolfe, Comm. Pct. 4 / Date



NOVEMBER, 2022 Investments

FUND	Beginning Investments	Ending Investment	Ending Interest
TXPOOL OPERATING FUND	27,468,161.45	16,504,178.50	51,076.62
TXPOOL BLDG.&FLEET	7,490,399.71	7,037,768.50	21,182.24
FSB ICS	3,035,875.68	3,042,714.98	6,839.30
UBS OP FUND		10,005,899.52	5,899.52
TXPOOL UPLAND	-	131,260.00	-
TXPOOL EBT	2,783,930.60	2,484,870.97	7,940.37
TXPOOL I&S	10,053.84	10,083.67	29.83
TOTAL	40,788,421.28	39,216,776.14	92,967.88



Upton County, TX

Treasurers Report Summary

Date Range: 11/01/2022 - 11/30/2022

Fund	Beginning Cash Balance	Revenues	Expenses	Net Change Assets	Net Change Liabilities	Calculated Ending Balance	Actual Ending Balance	Calculated - Actual Ending
01 - GENERAL FUND	30,332,767.73	255,898.85	1,359,161.47	0.00	4.70	29,229,500.41	29,229,505.11	-4.70
02 - UPTON COUNTY CONSTRUCTION FUND	0.00	59,392.15	0.00	0.00	0.00	59,392.15	0.00	59,392.15
04 - STATE FUNDS	-5,308.00	3,433.61	0.00	0.00	0.00	-1,874.39	-1,874.39	0.00
05 - CRIMESTOPPERS FUND	1,572.79	0.00	0.00	0.00	0.00	1,572.79	1,572.79	0.00
06 - LAW ENFORCEMENT EDUCATION	12,406.76	0.00	0.00	0.00	0.00	12,406.76	12,406.76	0.00
07 - COUNTY SPECIALTY COURT	0.00	105.00	0.00	0.00	0.00	105.00	0.00	105.00
08 - TRUANCY PREVENTION & DIVERSION FUND	0.00	10.00	0.00	0.00	0.00	10.00	0.00	10.00
09 - HAVA GRANT	22,601.75	102.42	624.57	0.00	0.00	22,079.60	22,079.60	0.00
10 - AMERICAN RESCUE PLAN 2021	395,993.98	1,281.67	12,810.46	0.00	0.00	384,465.19	384,465.19	0.00
12 - INTEREST/SINKING FUND	20,060.05	30.65	0.00	0.00	0.00	20,090.70	20,090.70	0.00
14 - BUILDING FLEET FUND	7,242,126.32	30,913.38	473,813.35	0.00	0.00	6,799,226.35	6,799,226.35	0.00
15 - EMPLOYEES' BENEFIT TRUST	2,831,060.45	408,540.05	655,933.53	0.00	0.00	2,583,666.97	2,583,666.97	0.00
16 - ATTORNEY ADMIN FUND	5,488.04	0.00	0.00	0.00	0.00	5,488.04	5,488.04	0.00
17 - UPTON/REAGAN JUVENILE PROBATION FUND	232,303.92	101,202.69	29,934.30	0.00	0.00	303,572.31	303,572.31	0.00
18 - CLERK'S RECORD MANAGEMENT FUND	219,426.97	13,777.00	0.00	0.00	0.00	233,203.97	233,203.97	0.00
19 - SHERIFF'S AUCTION FUND	14,273.12	0.00	0.00	0.00	0.00	14,273.12	14,273.12	0.00
20 - SHERIFF'S CASH BOND TRUST	79,301.00	0.00	0.00	0.00	0.00	79,301.00	79,301.00	0.00
22 - RECORDS MGT/PRESERVATION	45,999.49	630.00	0.00	0.00	0.00	46,629.49	46,629.49	0.00
23 - 911	0.00	0.00	0.00	0.00	0.00	0.00	0.00	0.00
24 - SHERIFF'S SEIZURE FUND	1,752.87	0.00	0.00	0.00	0.00	1,752.87	1,752.87	0.00
25 - SECURITY FEE	13,279.55	803.84	0.00	0.00	0.00	14,083.39	14,083.39	0.00
26 - JUSTICES OF THE PEACE	47,667.49	11,576.17	72.00	0.00	0.00	59,171.66	59,171.66	0.00
27 - JP TECHNOLOGY FUND	38,189.31	0.00	0.00	0.00	0.00	38,189.31	38,189.31	0.00
28 - TERTIARY ACCOUNT	2,115.80	0.00	0.00	0.00	0.00	2,115.80	2,115.80	0.00
29 - SHERIFF GRANT REVENUE	9,736.32	0.00	0.00	0.00	0.00	9,736.32	9,736.32	0.00
30 - LANGUAGE ACCESS FUND	0.00	36.00	0.00	0.00	0.00	36.00	0.00	36.00
31 - PRE TRIAL INTERVENTION	14,623.85	0.00	2,359.92	0.00	0.00	12,263.93	12,263.93	0.00
32 - COUNTY CLERK ARCHIVE FUND	314,895.00	12,984.00	0.00	0.00	0.00	327,879.00	327,879.00	0.00
33 - COURT FACILITY FEE FUND	0.00	240.00	0.00	0.00	0.00	240.00	0.00	240.00
40 - UPLAND SCHOOL LAND	0.00	131,260.00	0.00	0.00	0.00	131,260.00	0.00	131,260.00
Report Total:	41,892,334.56	1,032,217.48	2,534,709.60	0.00	4.70	40,389,837.74	40,198,799.29	191,038.45



Upton County, TX

Cash Analysis Report

Daily Detail

Date Range: 11/01/2022 - 11/30/2022

Day	Bank Drafts	Checks	Deposits	EFTs	SVC Charges	Interest	Misc / None	Net Change	Balance
01-1000 - CASH								Beginning Balance:	0.00
01-1010 - Claim On Cash								Beginning Balance:	30,332,767.73
11/01/2022	0.00	0.00	0.00	0.00	0.00	0.00	38,586.07	38,586.07	30,371,353.80
11/02/2022	0.00	0.00	0.00	0.00	0.00	0.00	6,864.20	6,864.20	30,378,218.00
11/03/2022	0.00	0.00	0.00	0.00	0.00	0.00	-93,320.21	-93,320.21	30,284,897.79
11/04/2022	0.00	0.00	0.00	0.00	0.00	0.00	-42,225.62	-42,225.62	30,242,672.17
11/07/2022	0.00	0.00	0.00	0.00	0.00	0.00	-201,756.67	-201,756.67	30,040,915.50
11/09/2022	0.00	0.00	0.00	0.00	0.00	0.00	-272,361.18	-272,361.18	29,768,554.32
11/10/2022	0.00	0.00	0.00	0.00	0.00	0.00	-110,487.52	-110,487.52	29,658,066.80
11/14/2022	0.00	0.00	0.00	0.00	0.00	0.00	20,787.71	20,787.71	29,678,854.51
11/15/2022	0.00	0.00	0.00	0.00	0.00	0.00	367.00	367.00	29,679,221.51
11/16/2022	0.00	0.00	0.00	0.00	0.00	0.00	31,657.46	31,657.46	29,710,878.97
11/17/2022	0.00	0.00	0.00	0.00	0.00	0.00	-146,557.84	-146,557.84	29,564,321.13
11/18/2022	0.00	0.00	0.00	0.00	0.00	0.00	-45,591.70	-45,591.70	29,518,729.43
11/21/2022	0.00	0.00	0.00	0.00	0.00	0.00	-263,082.21	-263,082.21	29,255,647.22
11/22/2022	0.00	0.00	0.00	0.00	0.00	0.00	9,828.26	9,828.26	29,265,475.48
11/28/2022	0.00	0.00	0.00	0.00	0.00	0.00	-101,114.24	-101,114.24	29,164,361.24
11/29/2022	0.00	0.00	0.00	0.00	0.00	0.00	200.00	200.00	29,164,561.24
11/30/2022	0.00	0.00	0.00	0.00	0.00	0.00	64,943.87	64,943.87	29,229,505.11
	0.00	0.00	0.00	0.00	0.00	0.00	-1,103,262.62	-1,103,262.62	29,229,505.11
								01-1010 Average Daily Balance:	29,661,384.36
01-1017 - Due From Fund 17								Beginning Balance:	0.00
01-1020 - Due From JP FUND								Beginning Balance:	18,417.20
01-1021 - DUE FROM CLERK								Beginning Balance:	27,279.81
01-1022 - Due From TAC								Beginning Balance:	14,366.05
01-1023 - Due From STATE FEE FUND								Beginning Balance:	2,756.74
01-1025 - Due From SHERIFF								Beginning Balance:	0.00
01-1026 - Due From JP TERTIARY FUND								Beginning Balance:	1,792.60
01-1030 - DUE FROM STATE								Beginning Balance:	327,735.70
01-2000 - ACCOUNTS PAYABLE								Beginning Balance:	0.00
01-2020 - Accounts Payable Pending - Pool								Beginning Balance:	2,796.69
11/01/2022	0.00	0.00	0.00	0.00	0.00	0.00	710.43	710.43	3,507.12
11/02/2022	0.00	0.00	0.00	0.00	0.00	0.00	92.80	92.80	3,599.92
11/03/2022	0.00	0.00	0.00	0.00	0.00	0.00	-79,789.92	-79,789.92	-76,190.00
11/04/2022	0.00	0.00	0.00	0.00	0.00	0.00	42,243.62	42,243.62	-33,946.38
11/07/2022	0.00	0.00	0.00	0.00	0.00	0.00	0.00	0.00	-33,946.38
11/09/2022	0.00	0.00	0.00	0.00	0.00	0.00	-170,550.51	-170,550.51	-204,496.89
11/10/2022	0.00	0.00	0.00	0.00	0.00	0.00	110,962.52	110,962.52	-93,534.37
11/17/2022	0.00	0.00	0.00	0.00	0.00	0.00	-84,581.09	-84,581.09	-178,115.46
11/18/2022	0.00	0.00	0.00	0.00	0.00	0.00	45,691.70	45,691.70	-132,423.76
11/21/2022	0.00	0.00	0.00	0.00	0.00	0.00	135,190.80	135,190.80	2,767.04
11/28/2022	0.00	0.00	0.00	0.00	0.00	0.00	0.00	0.00	2,767.04
	0.00	0.00	0.00	0.00	0.00	0.00	-29.65	-29.65	2,767.04
								01-2020 Average Daily Balance:	-54,858.96
01-2100 - FICA TAXES PAYABLE								Beginning Balance:	0.00
11/03/2022	0.00	0.00	0.00	0.00	0.00	0.00	0.00	0.00	0.00
11/09/2022	0.00	0.00	0.00	0.00	0.00	0.00	0.00	0.00	0.00
11/17/2022	0.00	0.00	0.00	0.00	0.00	0.00	0.00	0.00	0.00
	0.00	0.00	0.00	0.00	0.00	0.00	0.00	0.00	0.00
								01-2100 Average Daily Balance:	0.00
01-2105 - WITHHOLDING PAYABLE								Beginning Balance:	-92.80
11/01/2022	0.00	0.00	0.00	0.00	0.00	0.00	92.80	92.80	0.00

Cash Analysis Report

Date Range: 11/01/2022 - 11/30/2022

Day	Bank Drafts	Checks	Deposits	EFTs	SVC Charges	Interest	Misc / None	Net Change	Balance	
11/03/2022	0.00	0.00	0.00	0.00	0.00	0.00	0.00	0.00	0.00	
11/09/2022	0.00	0.00	0.00	0.00	0.00	0.00	0.00	0.00	0.00	
11/17/2022	0.00	0.00	0.00	0.00	0.00	0.00	0.00	0.00	0.00	
	0.00	0.00	0.00	0.00	0.00	0.00	92.80	92.80	0.00	
							01-2105 Average Daily Balance:		0.00	
01-2110 - RETIREMENT PAYABLE									Beginning Balance:	0.00
11/03/2022	0.00	0.00	0.00	0.00	0.00	0.00	0.00	0.00	0.00	
11/09/2022	0.00	0.00	0.00	0.00	0.00	0.00	0.00	0.00	0.00	
11/17/2022	0.00	0.00	0.00	0.00	0.00	0.00	0.00	0.00	0.00	
	0.00	0.00	0.00	0.00	0.00	0.00	0.00	0.00	0.00	
							01-2110 Average Daily Balance:		0.00	
01-2120 - DEPENDENT HEALTH									Beginning Balance:	800.00
11/01/2022	0.00	0.00	0.00	0.00	0.00	0.00	-800.00	-800.00	0.00	
11/03/2022	0.00	0.00	0.00	0.00	0.00	0.00	0.00	0.00	0.00	
11/17/2022	0.00	0.00	0.00	0.00	0.00	0.00	0.00	0.00	0.00	
	0.00	0.00	0.00	0.00	0.00	0.00	-800.00	-800.00	0.00	
							01-2120 Average Daily Balance:		0.00	
01-2125 - DEFERRED COMPENSATION									Beginning Balance:	0.00
11/03/2022	0.00	0.00	0.00	0.00	0.00	0.00	0.00	0.00	0.00	
11/17/2022	0.00	0.00	0.00	0.00	0.00	0.00	0.00	0.00	0.00	
	0.00	0.00	0.00	0.00	0.00	0.00	0.00	0.00	0.00	
							01-2125 Average Daily Balance:		0.00	
01-2130 - CREDIT UNION									Beginning Balance:	0.00
01-2135 - LEGALSHIELD									Beginning Balance:	0.00
11/03/2022	0.00	0.00	0.00	0.00	0.00	0.00	0.00	0.00	0.00	
11/17/2022	0.00	0.00	0.00	0.00	0.00	0.00	0.00	0.00	0.00	
	0.00	0.00	0.00	0.00	0.00	0.00	0.00	0.00	0.00	
							01-2135 Average Daily Balance:		0.00	
01-2140 - CHILD SUPPORT									Beginning Balance:	0.00
11/03/2022	0.00	0.00	0.00	0.00	0.00	0.00	0.00	0.00	0.00	
11/17/2022	0.00	0.00	0.00	0.00	0.00	0.00	0.00	0.00	0.00	
	0.00	0.00	0.00	0.00	0.00	0.00	0.00	0.00	0.00	
							01-2140 Average Daily Balance:		0.00	
01-2145 - Vision Insurance									Beginning Balance:	0.00
11/03/2022	0.00	0.00	0.00	0.00	0.00	0.00	0.00	0.00	0.00	
11/17/2022	0.00	0.00	0.00	0.00	0.00	0.00	0.00	0.00	0.00	
	0.00	0.00	0.00	0.00	0.00	0.00	0.00	0.00	0.00	
							01-2145 Average Daily Balance:		0.00	
01-2150 - Cigna Life Insurance									Beginning Balance:	0.00
01-2155 - Washington National									Beginning Balance:	0.00
11/03/2022	0.00	0.00	0.00	0.00	0.00	0.00	0.00	0.00	0.00	
11/17/2022	0.00	0.00	0.00	0.00	0.00	0.00	0.00	0.00	0.00	
	0.00	0.00	0.00	0.00	0.00	0.00	0.00	0.00	0.00	
							01-2155 Average Daily Balance:		0.00	
01-2160 - AFLAC									Beginning Balance:	0.00
11/03/2022	0.00	0.00	0.00	0.00	0.00	0.00	0.00	0.00	0.00	
11/17/2022	0.00	0.00	0.00	0.00	0.00	0.00	0.00	0.00	0.00	
	0.00	0.00	0.00	0.00	0.00	0.00	0.00	0.00	0.00	
							01-2160 Average Daily Balance:		0.00	
01-9999 - PY Correction Payable									Beginning Balance:	-736.85
11/03/2022	0.00	0.00	0.00	0.00	0.00	0.00	739.20	739.20	2.35	

Cash Analysis Report

Date Range: 11/01/2022 - 11/30/2022

Day	Bank Drafts	Checks	Deposits	EFTs	SVC Charges	Interest	Misc / None	Net Change	Balance	
11/17/2022	0.00	0.00	0.00	0.00	0.00	0.00	2.35	2.35	4.70	
	0.00	0.00	0.00	0.00	0.00	0.00	741.55	741.55	4.70	
	01-9999 Average Daily Balance:								-45.83	
02-1000 - CASH									Beginning Balance:	0.00
04-1000 - CASH									Beginning Balance:	0.00
04-1010 - Claim On Cash									Beginning Balance:	-5,308.00
11/01/2022	0.00	0.00	0.00	0.00	0.00	0.00	3,313.61	3,313.61	-1,994.39	
11/02/2022	0.00	0.00	0.00	0.00	0.00	0.00	45.00	45.00	-1,949.39	
11/08/2022	0.00	0.00	0.00	0.00	0.00	0.00	45.00	45.00	-1,904.39	
11/28/2022	0.00	0.00	0.00	0.00	0.00	0.00	30.00	30.00	-1,874.39	
	0.00	0.00	0.00	0.00	0.00	0.00	3,433.61	3,433.61	-1,874.39	
	04-1010 Average Daily Balance:								-1,913.39	
04-1020 - Due From JP FUND									Beginning Balance:	15,802.26
04-1021 - DUE FROM CLERK									Beginning Balance:	2,975.01
04-2000 - ACCOUNTS PAYABLE									Beginning Balance:	0.00
04-2020 - Accounts Payable Pending - Pool									Beginning Balance:	0.00
04-2029 - DUE TO GENERAL FUND									Beginning Balance:	-2,756.74
04-2038 - DUE TO STATE OR OTHERS									Beginning Balance:	-15,276.84
05-1000 - CASH									Beginning Balance:	0.00
05-1010 - Claim On Cash									Beginning Balance:	1,572.79
05-2000 - ACCOUNTS PAYABLE									Beginning Balance:	0.00
05-2020 - Accounts Payable Pending - Pool									Beginning Balance:	0.00
06-1000 - CASH									Beginning Balance:	0.00
06-1010 - Claim On Cash									Beginning Balance:	12,406.76
06-2000 - ACCOUNTS PAYABLE									Beginning Balance:	0.00
06-2020 - Accounts Payable Pending - Pool									Beginning Balance:	0.00
09-1010 - Claim On Cash									Beginning Balance:	22,601.75
11/21/2022	0.00	0.00	0.00	0.00	0.00	0.00	-624.57	-624.57	21,977.18	
11/30/2022	0.00	0.00	0.00	0.00	0.00	0.00	102.42	102.42	22,079.60	
	0.00	0.00	0.00	0.00	0.00	0.00	-522.15	-522.15	22,079.60	
	09-1010 Average Daily Balance:								22,396.97	
09-2020 - Accounts Pending - Pool									Beginning Balance:	0.00
11/21/2022	0.00	0.00	0.00	0.00	0.00	0.00	0.00	0.00	0.00	
	0.00	0.00	0.00	0.00	0.00	0.00	0.00	0.00	0.00	
	09-2020 Average Daily Balance:								0.00	
10-1010 - Claim On Cash									Beginning Balance:	395,993.98
11/16/2022	0.00	0.00	0.00	0.00	0.00	0.00	-12,810.46	-12,810.46	383,183.52	
11/30/2022	0.00	0.00	0.00	0.00	0.00	0.00	1,281.67	1,281.67	384,465.19	
	0.00	0.00	0.00	0.00	0.00	0.00	-11,528.79	-11,528.79	384,465.19	
	10-1010 Average Daily Balance:								389,631.47	
10-2020 - Accounts Pending - Pool									Beginning Balance:	0.00
12-1000 - CASH									Beginning Balance:	20,060.05
11/03/2022	0.00	0.00	0.00	0.00	0.00	0.00	0.00	0.00	20,060.05	
11/30/2022	0.00	0.00	0.00	0.00	0.00	30.65	0.00	30.65	20,090.70	
	0.00	0.00	0.00	0.00	0.00	30.65	0.00	30.65	20,090.70	
	12-1000 Average Daily Balance:								20,061.07	
12-2000 - ACCOUNTS PAYABLE									Beginning Balance:	0.00
12-2020 - Accounts Payable Pending - Pool									Beginning Balance:	0.00
14-1000 - CASH									Beginning Balance:	0.00
14-1010 - Claim On Cash									Beginning Balance:	7,242,126.32
11/01/2022	0.00	0.00	0.00	0.00	0.00	0.00	9,731.14	9,731.14	7,251,857.46	
11/07/2022	0.00	0.00	0.00	0.00	0.00	0.00	-440,513.35	-440,513.35	6,811,344.11	
11/21/2022	0.00	0.00	0.00	0.00	0.00	0.00	-33,300.00	-33,300.00	6,778,044.11	

Cash Analysis Report

Date Range: 11/01/2022 - 11/30/2022

Day	Bank Drafts	Checks	Deposits	EFTs	SVC Charges	Interest	Misc / None	Net Change	Balance	
11/30/2022	0.00	0.00	0.00	0.00	0.00	0.00	21,182.24	21,182.24	6,799,226.35	
	0.00	0.00	0.00	0.00	0.00	0.00	-442,899.97	-442,899.97	6,799,226.35	
	14-1010 Average Daily Balance:								6,889,052.85	
14-1024 - Due From I&S									Beginning Balance:	0.00
14-2000 - ACCOUNTS PAYABLE									Beginning Balance:	0.00
14-2020 - Accounts Payable Pending - Pool									Beginning Balance:	0.00
11/07/2022	0.00	0.00	0.00	0.00	0.00	0.00	0.00	0.00	0.00	
11/21/2022	0.00	0.00	0.00	0.00	0.00	0.00	0.00	0.00	0.00	
	0.00	0.00	0.00	0.00	0.00	0.00	0.00	0.00	0.00	
	14-2020 Average Daily Balance:								0.00	
15-1000 - CASH									Beginning Balance:	2,831,060.45
11/01/2022	-46,261.51	0.00	0.00	0.00	0.00	0.00	0.00	-46,261.51	2,784,798.94	
11/07/2022	-19,979.44	-54,729.14	13,887.35	0.00	0.00	0.00	0.00	-60,821.23	2,723,977.71	
11/09/2022	0.00	-435,699.84	0.00	0.00	0.00	0.00	375,699.84	-60,000.00	2,663,977.71	
11/14/2022	-6,906.76	0.00	0.00	0.00	0.00	0.00	0.00	-6,906.76	2,657,070.95	
11/21/2022	0.00	-267.90	2,405.58	0.00	0.00	0.00	0.00	2,137.68	2,659,208.63	
11/22/2022	-56,578.62	0.00	8,320.00	0.00	0.00	0.00	0.00	-48,258.62	2,610,950.01	
11/29/2022	0.00	0.00	274.46	0.00	0.00	0.00	0.00	274.46	2,611,224.47	
11/30/2022	-35,510.32	0.00	0.00	0.00	0.00	7,952.82	0.00	-27,557.50	2,583,666.97	
	-165,236.65	-490,696.88	24,887.39	0.00	0.00	7,952.82	375,699.84	-247,393.48	2,583,666.97	
	15-1000 Average Daily Balance:								2,673,562.81	
15-1001 - DUE FROM FUND 01									Beginning Balance:	0.00
15-1017 - DUE FROM FUND '17									Beginning Balance:	0.00
15-2000 - ACCOUNTS PAYABLE									Beginning Balance:	0.00
11/07/2022	0.00	0.00	0.00	0.00	0.00	0.00	0.00	0.00	0.00	
11/09/2022	0.00	0.00	0.00	0.00	0.00	0.00	0.00	0.00	0.00	
11/21/2022	0.00	0.00	0.00	0.00	0.00	0.00	0.00	0.00	0.00	
	0.00	0.00	0.00	0.00	0.00	0.00	0.00	0.00	0.00	
	15-2000 Average Daily Balance:								0.00	
16-1000 - CASH									Beginning Balance:	0.00
16-1010 - Claim On Cash									Beginning Balance:	5,488.04
16-2000 - ACCOUNTS PAYABLE									Beginning Balance:	0.00
16-2020 - Accounts Payable Pending - Pool									Beginning Balance:	0.00
17-1000 - CASH									Beginning Balance:	232,303.92
11/01/2022	0.00	-1,626.05	0.00	0.00	0.00	0.00	0.00	-1,626.05	230,677.87	
11/02/2022	0.00	0.00	17,429.12	0.00	0.00	0.00	0.00	17,429.12	248,106.99	
11/03/2022	0.00	0.00	45.00	-2,571.61	0.00	0.00	0.00	-2,526.61	245,580.38	
11/04/2022	-925.26	0.00	0.00	0.00	0.00	0.00	0.00	-925.26	244,655.12	
11/07/2022	0.00	-10,608.39	0.00	0.00	0.00	0.00	0.00	-10,608.39	234,046.73	
11/08/2022	0.00	0.00	22,434.06	0.00	0.00	0.00	0.00	22,434.06	256,480.79	
11/17/2022	0.00	0.00	0.00	-2,571.61	0.00	0.00	0.00	-2,571.61	253,909.18	
11/18/2022	-925.26	0.00	0.00	0.00	0.00	0.00	0.00	-925.26	252,983.92	
11/21/2022	0.00	-8,462.31	54,241.00	-1,221.40	0.00	0.00	0.00	44,557.29	297,541.21	
11/28/2022	0.00	0.00	7,031.00	0.00	0.00	0.00	0.00	7,031.00	304,572.21	
11/30/2022	0.00	-1,022.41	0.00	0.00	0.00	22.51	0.00	-999.90	303,572.31	
	-1,850.52	-21,719.16	101,180.18	-6,364.62	0.00	22.51	0.00	71,268.39	303,572.31	
	17-1000 Average Daily Balance:								266,969.02	
17-1001 - Due From General Fund									Beginning Balance:	0.00
17-1100 - DUE FROM TJJD									Beginning Balance:	0.00
17-2000 - ACCOUNTS PAYABLE									Beginning Balance:	0.00
11/01/2022	0.00	0.00	0.00	0.00	0.00	0.00	0.00	0.00	0.00	
11/03/2022	0.00	0.00	0.00	0.00	0.00	0.00	-1,784.75	-1,784.75	-1,784.75	
11/04/2022	0.00	0.00	0.00	0.00	0.00	0.00	925.26	925.26	-859.49	
11/07/2022	0.00	0.00	0.00	0.00	0.00	0.00	0.00	0.00	-859.49	
11/17/2022	0.00	0.00	0.00	0.00	0.00	0.00	-1,784.75	-1,784.75	-2,644.24	
11/18/2022	0.00	0.00	0.00	0.00	0.00	0.00	925.26	925.26	-1,718.98	

Cash Analysis Report

Date Range: 11/01/2022 - 11/30/2022

Day	Bank Drafts	Checks	Deposits	EFTs	SVC Charges	Interest	Misc / None	Net Change	Balance	
11/21/2022	0.00	0.00	0.00	0.00	0.00	0.00	1,718.98	1,718.98	0.00	
11/29/2022	0.00	0.00	0.00	0.00	0.00	0.00	-76.57	-76.57	-76.57	
11/30/2022	0.00	0.00	0.00	0.00	0.00	0.00	76.57	76.57	0.00	
	0.00	0.00	0.00	0.00	0.00	0.00	0.00	0.00	0.00	
17-2000 Average Daily Balance:									-694.53	
									Beginning Balance:	0.00
17-2100 - FICA TAXES PAYABLE										
11/03/2022	0.00	0.00	0.00	0.00	0.00	0.00	0.00	0.00	0.00	
11/17/2022	0.00	0.00	0.00	0.00	0.00	0.00	0.00	0.00	0.00	
	0.00	0.00	0.00	0.00	0.00	0.00	0.00	0.00	0.00	
17-2100 Average Daily Balance:									0.00	
									Beginning Balance:	0.00
17-2105 - WITHHOLDING PAYABLE										
11/03/2022	0.00	0.00	0.00	0.00	0.00	0.00	0.00	0.00	0.00	
11/17/2022	0.00	0.00	0.00	0.00	0.00	0.00	0.00	0.00	0.00	
	0.00	0.00	0.00	0.00	0.00	0.00	0.00	0.00	0.00	
17-2105 Average Daily Balance:									0.00	
									Beginning Balance:	0.00
17-2110 - RETIREMENT PAYABLE										
11/03/2022	0.00	0.00	0.00	0.00	0.00	0.00	0.00	0.00	0.00	
11/17/2022	0.00	0.00	0.00	0.00	0.00	0.00	0.00	0.00	0.00	
	0.00	0.00	0.00	0.00	0.00	0.00	0.00	0.00	0.00	
17-2110 Average Daily Balance:									0.00	
									Beginning Balance:	0.00
17-2120 - DEPENDENT HEALTH										
11/03/2022	0.00	0.00	0.00	0.00	0.00	0.00	0.00	0.00	0.00	
11/17/2022	0.00	0.00	0.00	0.00	0.00	0.00	0.00	0.00	0.00	
	0.00	0.00	0.00	0.00	0.00	0.00	0.00	0.00	0.00	
17-2120 Average Daily Balance:									0.00	
									Beginning Balance:	0.00
17-2125 - DEFERRED COMPENSATION										
17-2130 - CREDIT UNION										
17-2135 - LEGALSHIELD										
17-2140 - CHILD SUPPORT										
17-2145 - Vision										
11/03/2022	0.00	0.00	0.00	0.00	0.00	0.00	0.00	0.00	0.00	
11/17/2022	0.00	0.00	0.00	0.00	0.00	0.00	0.00	0.00	0.00	
	0.00	0.00	0.00	0.00	0.00	0.00	0.00	0.00	0.00	
17-2145 Average Daily Balance:									0.00	
									Beginning Balance:	0.00
17-2150 - Cigna Life Insurance										
17-2155 - Washington Nat'l										
11/03/2022	0.00	0.00	0.00	0.00	0.00	0.00	0.00	0.00	0.00	
11/17/2022	0.00	0.00	0.00	0.00	0.00	0.00	0.00	0.00	0.00	
	0.00	0.00	0.00	0.00	0.00	0.00	0.00	0.00	0.00	
17-2155 Average Daily Balance:									0.00	
									Beginning Balance:	0.00
17-2160 - AFLAC										
17-2200 - PY Wages Payable										
11/03/2022	0.00	0.00	0.00	0.00	0.00	0.00	0.00	0.00	0.00	
11/17/2022	0.00	0.00	0.00	0.00	0.00	0.00	0.00	0.00	0.00	
	0.00	0.00	0.00	0.00	0.00	0.00	0.00	0.00	0.00	
17-2200 Average Daily Balance:									0.00	
									Beginning Balance:	0.00
17-9999 - PY Correction Payable										
									Beginning Balance:	287.12
18-1000 - CASH										
									Beginning Balance:	0.00
18-1010 - Claim On Cash										
11/01/2022	0.00	0.00	0.00	0.00	0.00	0.00	13,777.00	13,777.00	233,203.97	
	0.00	0.00	0.00	0.00	0.00	0.00	13,777.00	13,777.00	233,203.97	
18-1010 Average Daily Balance:									233,203.97	

Cash Analysis Report

Date Range: 11/01/2022 - 11/30/2022

Day	Bank Drafts	Checks	Deposits	EFTs	SVC Charges	Interest	Misc / None	Net Change	Balance
18-1021 - DUE FROM CLERK								Beginning Balance:	5,715.00
18-2000 - ACCOUNTS PAYABLE								Beginning Balance:	0.00
18-2020 - Accounts Payable Pending - Pool								Beginning Balance:	0.00
19-1010 - Claim On Cash								Beginning Balance:	14,273.12
19-2000 - ACCOUNTS PAYABLE								Beginning Balance:	0.00
19-2020 - Accounts Payable Pending - Pool								Beginning Balance:	0.00
20-1000 - CASH								Beginning Balance:	0.00
20-1010 - Claim On Cash								Beginning Balance:	79,301.00
20-2000 - ACCOUNTS PAYABLE								Beginning Balance:	0.00
20-2020 - Accounts Payable Pending - Pool								Beginning Balance:	0.00
22-1000 - CASH								Beginning Balance:	0.00
22-1010 - Claim On Cash								Beginning Balance:	45,999.49
11/01/2022	0.00	0.00	0.00	0.00	0.00	0.00	630.00	630.00	46,629.49
	0.00	0.00	0.00	0.00	0.00	0.00	630.00	630.00	46,629.49
22-1010 Average Daily Balance:									46,629.49
22-1021 - DUE FROM CLERK								Beginning Balance:	315.00
22-2000 - ACCOUNTS PAYABLE								Beginning Balance:	0.00
22-2020 - Accounts Payable Pending - Pool								Beginning Balance:	0.00
23-1010 - Claim On Cash								Beginning Balance:	0.00
23-2000 - ACCOUNTS PAYABLE								Beginning Balance:	0.00
23-2020 - Accounts Payable Pending - Pool								Beginning Balance:	0.00
24-1000 - CASH								Beginning Balance:	0.00
24-1010 - Claim On Cash								Beginning Balance:	1,752.87
24-2000 - ACCOUNTS PAYABLE								Beginning Balance:	0.00
24-2020 - Accounts Payable Pending - Pool								Beginning Balance:	0.00
25-1000 - CASH								Beginning Balance:	0.00
25-1010 - Claim On Cash								Beginning Balance:	13,279.55
11/01/2022	0.00	0.00	0.00	0.00	0.00	0.00	803.84	803.84	14,083.39
	0.00	0.00	0.00	0.00	0.00	0.00	803.84	803.84	14,083.39
25-1010 Average Daily Balance:									14,083.39
25-1020 - Due From JP FUND								Beginning Balance:	568.54
25-1021 - DUE FROM CLERK								Beginning Balance:	675.00
25-2000 - ACCOUNTS PAYABLE								Beginning Balance:	0.00
25-2020 - Accounts Payable Pending - Pool								Beginning Balance:	0.00
26-1000 - CASH								Beginning Balance:	0.00
26-1010 - Claim On Cash								Beginning Balance:	47,667.49
11/01/2022	0.00	0.00	0.00	0.00	0.00	0.00	500.50	500.50	48,167.99
11/03/2022	0.00	0.00	0.00	0.00	0.00	0.00	278.80	278.80	48,446.79
11/04/2022	0.00	0.00	0.00	0.00	0.00	0.00	715.00	715.00	49,161.79
11/08/2022	0.00	0.00	0.00	0.00	0.00	0.00	276.40	276.40	49,438.19
11/09/2022	0.00	0.00	0.00	0.00	0.00	0.00	128.00	128.00	49,566.19
11/14/2022	0.00	0.00	0.00	0.00	0.00	0.00	50.00	50.00	49,616.19
11/15/2022	0.00	0.00	0.00	0.00	0.00	0.00	730.00	730.00	50,346.19
11/16/2022	0.00	0.00	0.00	0.00	0.00	0.00	818.00	818.00	51,164.19
11/21/2022	0.00	0.00	0.00	0.00	0.00	0.00	100.00	100.00	51,264.19
11/22/2022	0.00	0.00	0.00	0.00	0.00	0.00	2,020.37	2,020.37	53,284.56
11/28/2022	0.00	0.00	0.00	0.00	0.00	0.00	3,037.60	3,037.60	56,322.16
11/29/2022	0.00	0.00	0.00	0.00	0.00	0.00	1,529.50	1,529.50	57,851.66
11/30/2022	0.00	0.00	0.00	0.00	0.00	0.00	1,320.00	1,320.00	59,171.66
	0.00	0.00	0.00	0.00	0.00	0.00	11,504.17	11,504.17	59,171.66
26-1010 Average Daily Balance:									51,293.31
26-2000 - ACCOUNTS PAYABLE								Beginning Balance:	0.00
26-2020 - Accounts Payable Pending - Pool								Beginning Balance:	0.00
11/09/2022	0.00	0.00	0.00	0.00	0.00	0.00	0.00	0.00	0.00
	0.00	0.00	0.00	0.00	0.00	0.00	0.00	0.00	0.00
26-2020 Average Daily Balance:									0.00
26-2026 - DUE TO JP TERTIARY FUND								Beginning Balance:	-89.90

Cash Analysis Report

Date Range: 11/01/2022 - 11/30/2022

Day	Bank Drafts	Checks	Deposits	EFTs	SVC Charges	Interest	Misc / None	Net Change	Balance
26-2029 - DUE TO GENERA FUND								Beginning Balance:	-18,417.20
26-2030 - DUE TO CHS SECURITY FUND								Beginning Balance:	-568.54
26-2031 - DUE TO JP TECHNOLOGY FUND								Beginning Balance:	-482.22
26-2032 - DUE TO PRETRIAL INTERVENTION								Beginning Balance:	-50.00
26-2035 - DUE TO STATE FEE FUND								Beginning Balance:	-15,802.26
27-1000 - CASH								Beginning Balance:	0.00
27-1010 - Claim On Cash								Beginning Balance:	38,189.31
27-1020 - DUE FROM JP FUND								Beginning Balance:	482.22
27-2000 - ACCOUNTS PAYABLE								Beginning Balance:	0.00
27-2020 - Accounts Payable Pending - Pool								Beginning Balance:	0.00
28-1000 - CASH								Beginning Balance:	0.00
28-1010 - Claim On Cash								Beginning Balance:	2,115.80
28-1020 - DUE FROM JP FUND								Beginning Balance:	89.90
28-2000 - ACCOUNTS PAYABLE								Beginning Balance:	0.00
28-2020 - Accounts Payable Pending - Pool								Beginning Balance:	0.00
28-2029 - DUE TO GENERA FUND								Beginning Balance:	-1,792.60
28-2037 - DUE TO STATE								Beginning Balance:	-929.70
29-1010 - Claim On Cash								Beginning Balance:	9,736.32
31-1010 - Claim On Cash								Beginning Balance:	14,623.85
11/21/2022	0.00	0.00	0.00	0.00	0.00	0.00	-2,359.92	-2,359.92	12,263.93
	0.00	0.00	0.00	0.00	0.00	0.00	-2,359.92	-2,359.92	12,263.93
							31-1010	Average Daily Balance:	13,837.21
31-1020 - Due From JP Fund								Beginning Balance:	50.00
32-1010 - Claim On Cash								Beginning Balance:	314,895.00
11/01/2022	0.00	0.00	0.00	0.00	0.00	0.00	12,984.00	12,984.00	327,879.00
	0.00	0.00	0.00	0.00	0.00	0.00	12,984.00	12,984.00	327,879.00
							32-1010	Average Daily Balance:	327,879.00
32-1021 - DUE FROM CLERK								Beginning Balance:	5,777.00

Fund Summary


Fund	Beginning Balance	Net Change	Ending Balance
01	30,727,882.87	-1,103,257.92	29,624,624.95
02	0.00	0.00	0.00
04	-4,564.31	3,433.61	-1,130.70
05	1,572.79	0.00	1,572.79
06	12,406.76	0.00	12,406.76
09	22,601.75	-522.15	22,079.60
10	395,993.98	-11,528.79	384,465.19
12	20,060.05	30.65	20,090.70
14	7,242,126.32	-442,899.97	6,799,226.35
15	2,831,060.45	-247,393.48	2,583,666.97
16	5,488.04	0.00	5,488.04
17	232,591.04	71,268.39	303,859.43
18	225,141.97	13,777.00	238,918.97
19	14,273.12	0.00	14,273.12
20	79,301.00	0.00	79,301.00
22	46,314.49	630.00	46,944.49
23	0.00	0.00	0.00
24	1,752.87	0.00	1,752.87
25	14,523.09	803.84	15,326.93
26	12,257.37	11,504.17	23,761.54
27	38,671.53	0.00	38,671.53
28	-516.60	0.00	-516.60
29	9,736.32	0.00	9,736.32
31	14,673.85	-2,359.92	12,313.93
32	320,672.00	12,984.00	333,656.00
Report Total:	42,264,020.75	-1,693,530.57	40,570,490.18




STATE OF TEXAS

COUNTY OF UPTON

BEFORE ME, the undersigned authority, on this day personally appeared the undersigned who, did each, upon his respective oath, state that the requirements of Section 114.026 of the Local government code of the State of Texas have been met for the regular term of the commissioners' Court of Upton County, Texas, for the fiscal year **2022** by the adoption of an Order of the Commissioners' Court on the **29TH DECEMBER, 2022** accepting and approving as correct the Monthly Report of the County Treasurer of Upton County, Texas, for the month of **NOVEMBER 2022**, which Order complies with all respects of Section 114.026 and which Order appears in the Minutes of the Commissioners' Court.



Dusty Kilgore, County Judge



Gary "Pete" Jackson, Comm. Precinct 1

Tommy Owens, Comm. Precinct 2




Mike Smart, Comm. Precinct 3



Gary Wolfe, Comm. Precinct 4

Witness my hand and the seal of the Commissioners' Court of
Upton County, Texas this 29TH day of DECEMBER, 2022



LaWanda McMurray, County Clerk