



UPTON COUNTY
TREASURER'S MONTHLY
REPORT
SEPTEMBER, 2022

FILED
10/17/2022 AT 9:42 AM
LAWANDA McMURRAY
CLERK, COUNTY/DISTRICT COURT
UPTON COUNTY, TEXAS
Lawanda McMurray
CLERK/DEPUTY



Vivian Venegas
UPTON COUNTY TREASURER
Monthly Report
SEPTEMBER 2022

The Treasurers' Monthly Report includes, but not limited to, money received and dispersed on all accounts held by the Treasurer.

The affidavit must state the amount of the cash and other assets that are in the custody of the county treasurer at the time of the examination. {LGC 114.026(d)} **Month Ending Balance \$ 43,036,861.50**

WHEREAS, Section 114.026 of the Local Government code of the State of Texas requires that the county Treasurer provide the commissioner's Court with detailed financial reports of the regular term of the Commissioners' Court; and

WHEREAS, the County Treasurer makes all her books and accounts available to the Commissioners' Court for inspection and examination as they desire; and

WHEREAS, the county Treasurer has presented to the commissioners' Court her report for the month ending **SEPTEMBER, 2022**.


NOW, THEREFORE, IT IS HEREBY ORDERED by the Commissioners' Court of Upton County, Texas, that such Treasurer's Report for the month ending **SEPTEMBER, 2022**, be, and hereby is, approved and accepted as correct.

Therefore, Vivian Venegas, Treasurer of Upton County, Texas, who being fully sworn, upon oath says that the within and foregoing report is true and correct to the best of her knowledge.


 10/17/22
Vivian Venegas, Treasurer, Upton County / Date

Commissioner's court having reviewed the Treasurer's Report as presented, having taken reasonable steps to ensure its accuracy and based upon presentations of the Treasurer's Office approve the report, subject to the independent auditor's review and request that it be filed with the official minutes of this meeting. {LGC 114.026(c)}


In addition, the below signatures affirm that the Treasurer's Report complies with statutes as referenced. {LGC 114.026(d)}


Gary "Pete" Jackson, Comm. Pct. 1 / Date


Dusty Kilgore, County Judge / Date


Tommy Owens, Comm. Pct. 2/Date


Mike Smart, Comm. Pct. 3/Date


Gary Wolfe, Comm. Pct. 4 / Date



Upton County, TX

Treasurers Report Summary

Date Range: 09/01/2022 - 09/30/2022

Fund	Beginning Cash Balance	Revenues	Expenses	Net Change Assets	Net Change Liabilities	Calculated Ending Balance	Actual Ending Balance	Calculated - Actual Ending
01 - GENERAL FUND	31,649,270.83	203,425.88	820,194.91	0.00	282.66	31,032,219.14	31,032,219.14	0.00
02 - UPTON COUNTY CONSTRUCTION FUND	0.00	0.00	0.00	0.00	0.00	0.00	0.00	0.00
04 - STATE FUNDS	-1,722.39	210.00	0.00	0.00	0.00	-1,512.39	-1,512.39	0.00
05 - CRIMESTOPPERS FUND	1,572.79	0.00	0.00	0.00	0.00	1,572.79	1,572.79	0.00
06 - LAW ENFORCEMENT EDUCATION	12,406.76	0.00	0.00	0.00	0.00	12,406.76	12,406.76	0.00
07 - COUNTY SPECIALTY COURT	0.00	0.00	0.00	0.00	0.00	0.00	0.00	0.00
08 - TRUANCY PREVENTION & DIVERSION FUND	0.00	0.00	0.00	0.00	0.00	0.00	0.00	0.00
09 - HAVA GRANT	27,646.33	74.79	2,702.99	0.00	0.00	25,018.13	25,018.13	0.00
10 - AMERICAN RESCUE PLAN 2021	404,679.79	875.76	2,500.00	0.00	0.00	403,055.55	403,055.55	0.00
12 - INTEREST/SINKING FUND	10,884.54	2.34	0.00	0.00	0.00	10,886.88	10,886.88	0.00
14 - BUILDING FLEET FUND	7,715,581.13	19,823.09	454,062.11	0.00	0.00	7,281,342.11	7,281,342.11	0.00
15 - EMPLOYEES' BENEFIT TRUST	3,285,119.51	25,379.87	155,116.74	0.00	0.00	3,155,382.64	3,155,382.64	0.00
16 - ATTORNEY ADMIN FUND	5,488.04	0.00	0.00	0.00	0.00	5,488.04	5,488.04	0.00
17 - UPTON/REAGAN JUVENILE PROBATION FUND	302,743.56	9,441.03	29,893.90	0.00	3,410.00	278,880.69	278,880.69	0.00
18 - CLERK'S RECORD MANAGEMENT FUND	221,751.97	0.00	0.00	0.00	0.00	221,751.97	221,751.97	0.00
19 - SHERIFF'S AUCTION FUND	14,273.12	0.00	0.00	0.00	0.00	14,273.12	14,273.12	0.00
20 - SHERIFF'S CASH BOND TRUST	83,001.00	5,000.00	4,000.00	0.00	0.00	84,001.00	84,001.00	0.00
22 - RECORDS MGT/PRESERVATION	45,999.49	0.00	0.00	0.00	0.00	45,999.49	45,999.49	0.00
23 - 911	0.00	0.00	0.00	0.00	0.00	0.00	0.00	0.00
24 - SHERIFF'S SEIZURE FUND	1,752.87	0.00	0.00	0.00	0.00	1,752.87	1,752.87	0.00
25 - SECURITY FEE	12,778.81	0.00	0.00	0.00	0.00	12,778.81	12,778.81	0.00
26 - JUSTICES OF THE PEACE	62,087.24	11,665.13	0.00	0.00	0.00	73,752.37	73,752.37	0.00
27 - JP TECHNOLOGY FUND	37,765.56	0.00	0.00	0.00	0.00	37,765.56	37,765.56	0.00
28 - TERTIARY ACCOUNT	2,040.80	0.00	0.00	0.00	0.00	2,040.80	2,040.80	0.00
29 - SHERIFF GRANT REVENUE	8,486.32	0.00	0.00	0.00	0.00	8,486.32	8,486.32	0.00
30 - LANGUAGE ACCESS FUND	0.00	0.00	0.00	0.00	0.00	0.00	0.00	0.00
31 - PRE TRIAL INTERVENTION	14,623.85	0.00	0.00	0.00	0.00	14,623.85	14,623.85	0.00
32 - COUNTY CLERK ARCHIVE FUND	314,895.00	0.00	0.00	0.00	0.00	314,895.00	314,895.00	0.00
33 - COURT FACILITY FEE FUND	0.00	0.00	0.00	0.00	0.00	0.00	0.00	0.00
98 - TREASURER'S SPECIAL	0.00	0.00	0.00	0.00	0.00	0.00	0.00	0.00
Report Total:	44,233,126.92	275,897.89	1,468,470.65	0.00	3,692.66	43,036,861.50	43,036,861.50	0.00



SEPTEMBER, 2022 Investments

FUND	Beginning Investments	Ending Investment	Ending Interest
TXPOOL OPERATING FUND	29,009,873.64	28,112,048.28	56,546.29
TXPOOL BLDG.&FLEET	7,976,263.38	7,537,292.53	15,091.26
FSB ICS	3,025,771.45	3,029,977.08	4,205.63
TXPOOL EBT	3,285,629.72	3,285,629.72	6,387.45
TXPOOL I&S	1,084.47	1,084.47	2.19
TOTAL	43,298,622.66	41,966,032.08	82,232.82



Upton County, TX

Cash Analysis Report

Daily Detail

Date Range: 09/01/2022 - 09/30/2022

Day	Bank Drafts	Checks	Deposits	EFTs	SVC Charges	Interest	Misc / None	Net Change	Balance
01-1000 - CASH								Beginning Balance:	0.00
01-1010 - Claim On Cash								Beginning Balance:	31,649,270.83
09/02/2022	0.00	0.00	0.00	0.00	0.00	0.00	-39,061.11	-39,061.11	31,610,209.72
09/06/2022	0.00	0.00	0.00	0.00	0.00	0.00	-51,232.40	-51,232.40	31,558,977.32
09/07/2022	0.00	0.00	0.00	0.00	0.00	0.00	127.00	127.00	31,559,104.32
09/08/2022	0.00	0.00	0.00	0.00	0.00	0.00	-186,021.99	-186,021.99	31,373,082.33
09/09/2022	0.00	0.00	0.00	0.00	0.00	0.00	-43,206.06	-43,206.06	31,329,876.27
09/12/2022	0.00	0.00	0.00	0.00	0.00	0.00	-81,411.22	-81,411.22	31,248,465.05
09/16/2022	0.00	0.00	0.00	0.00	0.00	0.00	21,582.00	21,582.00	31,270,047.05
09/19/2022	0.00	0.00	0.00	0.00	0.00	0.00	-69,317.14	-69,317.14	31,200,729.91
09/20/2022	0.00	0.00	0.00	0.00	0.00	0.00	31,310.87	31,310.87	31,232,040.78
09/22/2022	0.00	0.00	0.00	0.00	0.00	0.00	-214,595.97	-214,595.97	31,017,444.81
09/23/2022	0.00	0.00	0.00	0.00	0.00	0.00	-44,060.10	-44,060.10	30,973,384.71
09/26/2022	0.00	0.00	0.00	0.00	0.00	0.00	-39,817.02	-39,817.02	30,933,567.69
09/27/2022	0.00	0.00	0.00	0.00	0.00	0.00	2,233.38	2,233.38	30,935,801.07
09/28/2022	0.00	0.00	0.00	0.00	0.00	0.00	41,546.97	41,546.97	30,977,348.04
09/29/2022	0.00	0.00	0.00	0.00	0.00	0.00	8,643.21	8,643.21	30,985,991.25
09/30/2022	0.00	0.00	0.00	0.00	0.00	0.00	46,227.89	46,227.89	31,032,219.14
	0.00	0.00	0.00	0.00	0.00	0.00	-617,051.69	-617,051.69	31,032,219.14
							01-1010 Average Daily Balance:		31,261,408.05
01-1017 - Due From Fund 17								Beginning Balance:	0.00
01-1020 - Due From JP FUND								Beginning Balance:	18,417.20
01-1021 - DUE FROM CLERK								Beginning Balance:	27,279.81
01-1022 - Due From TAC								Beginning Balance:	14,366.05
01-1023 - Due From STATE FEE FUND								Beginning Balance:	2,756.74
01-1025 - Due From SHERIFF								Beginning Balance:	0.00
01-1026 - Due From JP TERTIARY FUND								Beginning Balance:	1,792.60
01-1030 - DUE FROM STATE								Beginning Balance:	327,735.70
01-2000 - ACCOUNTS PAYABLE								Beginning Balance:	0.00
01-2020 - Accounts Payable Pending - Pool								Beginning Balance:	2,484.38
09/02/2022	0.00	0.00	0.00	0.00	0.00	0.00	0.00	0.00	2,484.38
09/06/2022	0.00	0.00	0.00	0.00	0.00	0.00	282.66	282.66	2,767.04
09/08/2022	0.00	0.00	0.00	0.00	0.00	0.00	-80,375.54	-80,375.54	-77,608.50
09/09/2022	0.00	0.00	0.00	0.00	0.00	0.00	42,726.06	42,726.06	-34,882.44
09/12/2022	0.00	0.00	0.00	0.00	0.00	0.00	0.00	0.00	-34,882.44
09/19/2022	0.00	0.00	0.00	0.00	0.00	0.00	0.00	0.00	-34,882.44
09/22/2022	0.00	0.00	0.00	0.00	0.00	0.00	-6,430.62	-6,430.62	-41,313.06
09/23/2022	0.00	0.00	0.00	0.00	0.00	0.00	44,080.10	44,080.10	2,767.04
09/26/2022	0.00	0.00	0.00	0.00	0.00	0.00	0.00	0.00	2,767.04
09/29/2022	0.00	0.00	0.00	0.00	0.00	0.00	0.00	0.00	2,767.04
09/30/2022	0.00	0.00	0.00	0.00	0.00	0.00	0.00	0.00	2,767.04
	0.00	0.00	0.00	0.00	0.00	0.00	282.66	282.66	2,767.04
							01-2020 Average Daily Balance:		-17,743.37
01-2100 - FICA TAXES PAYABLE								Beginning Balance:	0.00
09/08/2022	0.00	0.00	0.00	0.00	0.00	0.00	0.00	0.00	0.00
09/22/2022	0.00	0.00	0.00	0.00	0.00	0.00	0.00	0.00	0.00
	0.00	0.00	0.00	0.00	0.00	0.00	0.00	0.00	0.00
							01-2100 Average Daily Balance:		0.00
01-2105 - WITHHOLDING PAYABLE								Beginning Balance:	0.00
09/08/2022	0.00	0.00	0.00	0.00	0.00	0.00	0.00	0.00	0.00

Cash Analysis Report

Date Range: 09/01/2022 - 09/30/2022

Day	Bank Drafts	Checks	Deposits	EFTs	SVC Charges	Interest	Misc / None	Net Change	Balance
09/22/2022	0.00	0.00	0.00	0.00	0.00	0.00	0.00	0.00	0.00
	0.00	0.00	0.00	0.00	0.00	0.00	0.00	0.00	0.00
01-2105 Average Daily Balance:									0.00
Beginning Balance:									0.00
01-2110 - RETIREMENT PAYABLE									
09/08/2022	0.00	0.00	0.00	0.00	0.00	0.00	0.00	0.00	0.00
09/22/2022	0.00	0.00	0.00	0.00	0.00	0.00	0.00	0.00	0.00
	0.00	0.00	0.00	0.00	0.00	0.00	0.00	0.00	0.00
01-2110 Average Daily Balance:									0.00
Beginning Balance:									0.00
01-2120 - DEPENDENT HEALTH									
09/08/2022	0.00	0.00	0.00	0.00	0.00	0.00	0.00	0.00	0.00
09/22/2022	0.00	0.00	0.00	0.00	0.00	0.00	0.00	0.00	0.00
	0.00	0.00	0.00	0.00	0.00	0.00	0.00	0.00	0.00
01-2120 Average Daily Balance:									0.00
Beginning Balance:									0.00
01-2125 - DEFERRED COMPENSATION									
09/08/2022	0.00	0.00	0.00	0.00	0.00	0.00	0.00	0.00	0.00
09/22/2022	0.00	0.00	0.00	0.00	0.00	0.00	0.00	0.00	0.00
	0.00	0.00	0.00	0.00	0.00	0.00	0.00	0.00	0.00
01-2125 Average Daily Balance:									0.00
Beginning Balance:									0.00
01-2130 - CREDIT UNION									
01-2135 - LEGALSHIELD									
09/08/2022	0.00	0.00	0.00	0.00	0.00	0.00	0.00	0.00	0.00
09/22/2022	0.00	0.00	0.00	0.00	0.00	0.00	0.00	0.00	0.00
	0.00	0.00	0.00	0.00	0.00	0.00	0.00	0.00	0.00
01-2135 Average Daily Balance:									0.00
Beginning Balance:									0.00
01-2140 - CHILD SUPPORT									
09/08/2022	0.00	0.00	0.00	0.00	0.00	0.00	0.00	0.00	0.00
09/22/2022	0.00	0.00	0.00	0.00	0.00	0.00	0.00	0.00	0.00
	0.00	0.00	0.00	0.00	0.00	0.00	0.00	0.00	0.00
01-2140 Average Daily Balance:									0.00
Beginning Balance:									0.00
01-2145 - Vision Insurance									
09/08/2022	0.00	0.00	0.00	0.00	0.00	0.00	0.00	0.00	0.00
09/22/2022	0.00	0.00	0.00	0.00	0.00	0.00	0.00	0.00	0.00
	0.00	0.00	0.00	0.00	0.00	0.00	0.00	0.00	0.00
01-2145 Average Daily Balance:									0.00
Beginning Balance:									0.00
01-2150 - Cigna Life Insurance									
01-2155 - Washington National									
09/08/2022	0.00	0.00	0.00	0.00	0.00	0.00	0.00	0.00	0.00
09/22/2022	0.00	0.00	0.00	0.00	0.00	0.00	0.00	0.00	0.00
	0.00	0.00	0.00	0.00	0.00	0.00	0.00	0.00	0.00
01-2155 Average Daily Balance:									0.00
Beginning Balance:									0.00
01-2160 - AFLAC									
09/08/2022	0.00	0.00	0.00	0.00	0.00	0.00	0.00	0.00	0.00
09/22/2022	0.00	0.00	0.00	0.00	0.00	0.00	0.00	0.00	0.00
	0.00	0.00	0.00	0.00	0.00	0.00	0.00	0.00	0.00
01-2160 Average Daily Balance:									0.00
Beginning Balance:									0.00
01-9999 - PY Correction Payable									
02-1000 - CASH									
04-1000 - CASH									
04-1010 - Claim On Cash									
09/06/2022	0.00	0.00	0.00	0.00	0.00	0.00	30.00	30.00	-1,692.39
09/16/2022	0.00	0.00	0.00	0.00	0.00	0.00	60.00	60.00	-1,632.39
09/23/2022	0.00	0.00	0.00	0.00	0.00	0.00	45.00	45.00	-1,587.39

Cash Analysis Report

Date Range: 09/01/2022 - 09/30/2022

Day	Bank Drafts	Checks	Deposits	EFTs	SVC Charges	Interest	Misc / None	Net Change	Balance	
09/28/2022	0.00	0.00	0.00	0.00	0.00	0.00	45.00	45.00	-1,542.39	
09/30/2022	0.00	0.00	0.00	0.00	0.00	0.00	30.00	30.00	-1,512.39	
	0.00	0.00	0.00	0.00	0.00	0.00	210.00	210.00	-1,512.39	
	04-1010 Average Daily Balance:								-1,649.89	
04-1020 - Due From JP FUND									Beginning Balance:	15,802.26
04-1021 - DUE FROM CLERK									Beginning Balance:	2,975.01
04-2000 - ACCOUNTS PAYABLE									Beginning Balance:	0.00
04-2020 - Accounts Payable Pending - Pool									Beginning Balance:	0.00
04-2029 - DUE TO GENERAL FUND									Beginning Balance:	-2,756.74
04-2038 - DUE TO STATE OR OTHERS									Beginning Balance:	-15,276.84
05-1000 - CASH									Beginning Balance:	0.00
05-1010 - Claim On Cash									Beginning Balance:	1,572.79
05-2000 - ACCOUNTS PAYABLE									Beginning Balance:	0.00
05-2020 - Accounts Payable Pending - Pool									Beginning Balance:	0.00
06-1000 - CASH									Beginning Balance:	0.00
06-1010 - Claim On Cash									Beginning Balance:	12,406.76
06-2000 - ACCOUNTS PAYABLE									Beginning Balance:	0.00
06-2020 - Accounts Payable Pending - Pool									Beginning Balance:	0.00
09-1010 - Claim On Cash									Beginning Balance:	27,646.33
09/06/2022	0.00	0.00	0.00	0.00	0.00	0.00	-728.00	-728.00	26,918.33	
09/12/2022	0.00	0.00	0.00	0.00	0.00	0.00	-1,689.00	-1,689.00	25,229.33	
09/30/2022	0.00	0.00	0.00	0.00	0.00	0.00	-211.20	-211.20	25,018.13	
	0.00	0.00	0.00	0.00	0.00	0.00	-2,628.20	-2,628.20	25,018.13	
	09-1010 Average Daily Balance:								25,962.92	
09-2020 - Accounts Pending - Pool									Beginning Balance:	0.00
09/06/2022	0.00	0.00	0.00	0.00	0.00	0.00	0.00	0.00	0.00	
09/12/2022	0.00	0.00	0.00	0.00	0.00	0.00	0.00	0.00	0.00	
09/30/2022	0.00	0.00	0.00	0.00	0.00	0.00	0.00	0.00	0.00	
	0.00	0.00	0.00	0.00	0.00	0.00	0.00	0.00	0.00	
	09-2020 Average Daily Balance:								0.00	
10-1010 - Claim On Cash									Beginning Balance:	404,679.79
09/29/2022	0.00	0.00	0.00	0.00	0.00	0.00	-2,500.00	-2,500.00	402,179.79	
09/30/2022	0.00	0.00	0.00	0.00	0.00	0.00	875.76	875.76	403,055.55	
	0.00	0.00	0.00	0.00	0.00	0.00	-1,624.24	-1,624.24	403,055.55	
	10-1010 Average Daily Balance:								404,542.32	
10-2020 - Accounts Pending - Pool									Beginning Balance:	0.00
09/29/2022	0.00	0.00	0.00	0.00	0.00	0.00	0.00	0.00	0.00	
	0.00	0.00	0.00	0.00	0.00	0.00	0.00	0.00	0.00	
	10-2020 Average Daily Balance:								0.00	
12-1000 - CASH									Beginning Balance:	10,884.54
09/30/2022	0.00	0.00	0.00	0.00	0.00	2.34	0.00	2.34	10,886.88	
	0.00	0.00	0.00	0.00	0.00	2.34	0.00	2.34	10,886.88	
	12-1000 Average Daily Balance:								10,884.62	
12-2000 - ACCOUNTS PAYABLE									Beginning Balance:	0.00
12-2020 - Accounts Payable Pending - Pool									Beginning Balance:	0.00
14-1000 - CASH									Beginning Balance:	0.00
14-1010 - Claim On Cash									Beginning Balance:	7,715,581.13
09/06/2022	0.00	0.00	0.00	0.00	0.00	0.00	-420,400.28	-420,400.28	7,295,180.85	
09/12/2022	0.00	0.00	0.00	0.00	0.00	0.00	-28,930.00	-28,930.00	7,266,250.85	
09/30/2022	0.00	0.00	0.00	0.00	0.00	0.00	15,091.26	15,091.26	7,281,342.11	
	0.00	0.00	0.00	0.00	0.00	0.00	-434,239.02	-434,239.02	7,281,342.11	
	14-1010 Average Daily Balance:								7,347,428.27	
14-1024 - Due From I&S									Beginning Balance:	0.00
14-2000 - ACCOUNTS PAYABLE									Beginning Balance:	0.00

Cash Analysis Report

Date Range: 09/01/2022 - 09/30/2022

Day	Bank Drafts	Checks	Deposits	EFTs	SVC Charges	Interest	Misc / None	Net Change	Balance	
14-2020 - Accounts Payable Pending - Pool									Beginning Balance:	0.00
09/06/2022	0.00	0.00	0.00	0.00	0.00	0.00	0.00	0.00	0.00	
09/12/2022	0.00	0.00	0.00	0.00	0.00	0.00	0.00	0.00	0.00	
	0.00	0.00	0.00	0.00	0.00	0.00	0.00	0.00	0.00	
14-2020 Average Daily Balance:									0.00	
15-1000 - CASH									Beginning Balance:	3,285,119.51
09/02/2022	0.00	0.00	7,582.44	0.00	0.00	0.00	0.00	7,582.44	3,292,701.95	
09/06/2022	-9,727.22	-52,526.80	0.00	0.00	0.00	0.00	0.00	-62,254.02	3,230,447.93	
09/12/2022	-20,828.68	-7,596.75	0.00	0.00	0.00	0.00	0.00	-28,425.43	3,202,022.50	
09/16/2022	0.00	0.00	1,834.08	0.00	0.00	0.00	0.00	1,834.08	3,203,856.58	
09/19/2022	-29,447.79	0.00	0.00	0.00	0.00	0.00	825.14	-28,622.65	3,175,233.93	
09/22/2022	0.00	-271.50	9,394.46	0.00	0.00	0.00	0.00	9,122.96	3,184,356.89	
09/23/2022	0.00	0.00	177.82	0.00	0.00	0.00	0.00	177.82	3,184,534.71	
09/26/2022	-16,035.13	0.00	0.00	0.00	0.00	0.00	0.00	-16,035.13	3,168,499.58	
09/30/2022	-19,508.01	0.00	0.00	0.00	0.00	6,391.07	0.00	-13,116.94	3,155,382.64	
	-95,546.83	-60,395.05	18,988.80	0.00	0.00	6,391.07	825.14	-129,736.87	3,155,382.64	
15-1000 Average Daily Balance:									3,211,710.61	
15-1001 - DUE FROM FUND 01									Beginning Balance:	0.00
15-1017 - DUE FROM FUND '17									Beginning Balance:	0.00
15-2000 - ACCOUNTS PAYABLE									Beginning Balance:	0.00
09/06/2022	0.00	0.00	0.00	0.00	0.00	0.00	0.00	0.00	0.00	
09/12/2022	0.00	0.00	0.00	0.00	0.00	0.00	0.00	0.00	0.00	
09/22/2022	0.00	0.00	0.00	0.00	0.00	0.00	0.00	0.00	0.00	
	0.00	0.00	0.00	0.00	0.00	0.00	0.00	0.00	0.00	
15-2000 Average Daily Balance:									0.00	
16-1000 - CASH									Beginning Balance:	0.00
16-1010 - Claim On Cash									Beginning Balance:	5,488.04
16-2000 - ACCOUNTS PAYABLE									Beginning Balance:	0.00
16-2020 - Accounts Payable Pending - Pool									Beginning Balance:	0.00
17-1000 - CASH									Beginning Balance:	302,743.56
09/07/2022	0.00	0.00	9,428.39	0.00	0.00	0.00	0.00	9,428.39	312,171.95	
09/08/2022	0.00	0.00	0.00	-2,478.65	0.00	0.00	0.00	-2,478.65	309,693.30	
09/09/2022	-912.79	0.00	0.00	0.00	0.00	0.00	0.00	-912.79	308,780.51	
09/19/2022	0.00	-8,298.10	0.00	0.00	0.00	0.00	0.00	-8,298.10	300,482.41	
09/22/2022	0.00	-4,118.44	0.00	-3,700.05	0.00	0.00	0.00	-7,818.49	292,663.92	
09/23/2022	-912.79	0.00	0.00	0.00	0.00	0.00	0.00	-912.79	291,751.13	
09/28/2022	0.00	-7,703.22	0.00	0.00	0.00	0.00	0.00	-7,703.22	284,047.91	
09/30/2022	0.00	-5,179.86	0.00	0.00	0.00	12.64	0.00	-5,167.22	278,880.69	
	-1,825.58	-25,299.62	9,428.39	-6,178.70	0.00	12.64	0.00	-23,862.87	278,880.69	
17-1000 Average Daily Balance:									300,865.83	
17-1001 - Due From General Fund									Beginning Balance:	0.00
17-1100 - DUE FROM TJJJ									Beginning Balance:	0.00
17-2000 - ACCOUNTS PAYABLE									Beginning Balance:	-3,410.00
09/08/2022	0.00	0.00	0.00	0.00	0.00	0.00	-1,877.71	-1,877.71	-5,287.71	
09/09/2022	0.00	0.00	0.00	0.00	0.00	0.00	912.79	912.79	-4,374.92	
09/19/2022	0.00	0.00	0.00	0.00	0.00	0.00	0.00	0.00	-4,374.92	
09/22/2022	0.00	0.00	0.00	0.00	0.00	0.00	3,462.13	3,462.13	-912.79	
09/23/2022	0.00	0.00	0.00	0.00	0.00	0.00	912.79	912.79	0.00	
09/28/2022	0.00	0.00	0.00	0.00	0.00	0.00	0.00	0.00	0.00	
09/30/2022	0.00	0.00	0.00	0.00	0.00	0.00	0.00	0.00	0.00	
	0.00	0.00	0.00	0.00	0.00	0.00	3,410.00	3,410.00	0.00	
17-2000 Average Daily Balance:									-2,898.15	
17-2100 - FICA TAXES PAYABLE									Beginning Balance:	0.00
09/08/2022	0.00	0.00	0.00	0.00	0.00	0.00	0.00	0.00	0.00	

Cash Analysis Report

Date Range: 09/01/2022 - 09/30/2022

Day	Bank Drafts	Checks	Deposits	EFTs	SVC Charges	Interest	Misc / None	Net Change	Balance
09/22/2022	0.00	0.00	0.00	0.00	0.00	0.00	0.00	0.00	0.00
	0.00	0.00	0.00	0.00	0.00	0.00	0.00	0.00	0.00
17-2100 Average Daily Balance:									0.00
Beginning Balance:									0.00
17-2105 - WITHHOLDING PAYABLE									
09/08/2022	0.00	0.00	0.00	0.00	0.00	0.00	0.00	0.00	0.00
09/22/2022	0.00	0.00	0.00	0.00	0.00	0.00	0.00	0.00	0.00
	0.00	0.00	0.00	0.00	0.00	0.00	0.00	0.00	0.00
17-2105 Average Daily Balance:									0.00
Beginning Balance:									0.00
17-2110 - RETIREMENT PAYABLE									
09/08/2022	0.00	0.00	0.00	0.00	0.00	0.00	0.00	0.00	0.00
09/22/2022	0.00	0.00	0.00	0.00	0.00	0.00	0.00	0.00	0.00
	0.00	0.00	0.00	0.00	0.00	0.00	0.00	0.00	0.00
17-2110 Average Daily Balance:									0.00
Beginning Balance:									0.00
17-2120 - DEPENDENT HEALTH									
09/08/2022	0.00	0.00	0.00	0.00	0.00	0.00	0.00	0.00	0.00
09/22/2022	0.00	0.00	0.00	0.00	0.00	0.00	0.00	0.00	0.00
	0.00	0.00	0.00	0.00	0.00	0.00	0.00	0.00	0.00
17-2120 Average Daily Balance:									0.00
Beginning Balance:									0.00
17-2125 - DEFERRED COMPENSATION									
17-2130 - CREDIT UNION									
17-2135 - LEGALSHIELD									
17-2140 - CHILD SUPPORT									
17-2145 - Vision									
09/08/2022	0.00	0.00	0.00	0.00	0.00	0.00	0.00	0.00	0.00
09/22/2022	0.00	0.00	0.00	0.00	0.00	0.00	0.00	0.00	0.00
	0.00	0.00	0.00	0.00	0.00	0.00	0.00	0.00	0.00
17-2145 Average Daily Balance:									0.00
Beginning Balance:									0.00
17-2150 - Cigna Life Insurance									
17-2155 - Washington Nat'l									
09/08/2022	0.00	0.00	0.00	0.00	0.00	0.00	0.00	0.00	0.00
09/22/2022	0.00	0.00	0.00	0.00	0.00	0.00	0.00	0.00	0.00
	0.00	0.00	0.00	0.00	0.00	0.00	0.00	0.00	0.00
17-2155 Average Daily Balance:									0.00
Beginning Balance:									0.00
17-2160 - AFLAC									
17-2200 - PY Wages Payable									
09/08/2022	0.00	0.00	0.00	0.00	0.00	0.00	0.00	0.00	0.00
09/22/2022	0.00	0.00	0.00	0.00	0.00	0.00	0.00	0.00	0.00
	0.00	0.00	0.00	0.00	0.00	0.00	0.00	0.00	0.00
17-2200 Average Daily Balance:									0.00
Beginning Balance:									0.00
17-9999 - PY Correction Payable									
Beginning Balance:									287.12
18-1000 - CASH									
Beginning Balance:									0.00
18-1010 - Claim On Cash									
Beginning Balance:									221,751.97
18-1021 - DUE FROM CLERK									
Beginning Balance:									5,715.00
18-2000 - ACCOUNTS PAYABLE									
Beginning Balance:									0.00
18-2020 - Accounts Payable Pending - Pool									
Beginning Balance:									0.00
19-1010 - Claim On Cash									
Beginning Balance:									14,273.12
19-2000 - ACCOUNTS PAYABLE									
Beginning Balance:									0.00
19-2020 - Accounts Payable Pending - Pool									
Beginning Balance:									0.00
20-1000 - CASH									
Beginning Balance:									0.00
20-1010 - Claim On Cash									
Beginning Balance:									83,001.00
09/19/2022	0.00	0.00	0.00	0.00	0.00	0.00	-4,000.00	-4,000.00	79,001.00

Cash Analysis Report

Date Range: 09/01/2022 - 09/30/2022

Day	Bank Drafts	Checks	Deposits	EFTs	SVC Charges	Interest	Misc / None	Net Change	Balance	
09/30/2022	0.00	0.00	0.00	0.00	0.00	0.00	5,000.00	5,000.00	84,001.00	
	0.00	0.00	0.00	0.00	0.00	0.00	1,000.00	1,000.00	84,001.00	
20-1010 Average Daily Balance:									81,567.67	
									Beginning Balance:	0.00
									Beginning Balance:	0.00
20-2000 - ACCOUNTS PAYABLE										
20-2020 - Accounts Payable Pending - Pool										
09/19/2022	0.00	0.00	0.00	0.00	0.00	0.00	0.00	0.00	0.00	
	0.00	0.00	0.00	0.00	0.00	0.00	0.00	0.00	0.00	
20-2020 Average Daily Balance:									0.00	
									Beginning Balance:	0.00
									Beginning Balance:	45,999.49
22-1000 - CASH										
22-1010 - Claim On Cash										
22-1021 - DUE FROM CLERK										
22-2000 - ACCOUNTS PAYABLE										
22-2020 - Accounts Payable Pending - Pool										
23-1010 - Claim On Cash										
23-2000 - ACCOUNTS PAYABLE										
23-2020 - Accounts Payable Pending - Pool										
24-1000 - CASH										
24-1010 - Claim On Cash										
24-2000 - ACCOUNTS PAYABLE										
24-2020 - Accounts Payable Pending - Pool										
25-1000 - CASH										
25-1010 - Claim On Cash										
25-1020 - Due From JP FUND										
25-1021 - DUE FROM CLERK										
25-2000 - ACCOUNTS PAYABLE										
25-2020 - Accounts Payable Pending - Pool										
26-1000 - CASH										
26-1010 - Claim On Cash										
09/02/2022	0.00	0.00	0.00	0.00	0.00	0.00	967.87	967.87	63,055.11	
09/07/2022	0.00	0.00	0.00	0.00	0.00	0.00	10.00	10.00	63,065.11	
09/08/2022	0.00	0.00	0.00	0.00	0.00	0.00	1,263.13	1,263.13	64,328.24	
09/16/2022	0.00	0.00	0.00	0.00	0.00	0.00	3,180.60	3,180.60	67,508.84	
09/20/2022	0.00	0.00	0.00	0.00	0.00	0.00	1,041.00	1,041.00	68,549.84	
09/21/2022	0.00	0.00	0.00	0.00	0.00	0.00	430.00	430.00	68,979.84	
09/27/2022	0.00	0.00	0.00	0.00	0.00	0.00	1,249.00	1,249.00	70,228.84	
09/28/2022	0.00	0.00	0.00	0.00	0.00	0.00	1,209.00	1,209.00	71,437.84	
09/29/2022	0.00	0.00	0.00	0.00	0.00	0.00	1,904.53	1,904.53	73,342.37	
09/30/2022	0.00	0.00	0.00	0.00	0.00	0.00	410.00	410.00	73,752.37	
	0.00	0.00	0.00	0.00	0.00	0.00	11,665.13	11,665.13	73,752.37	
26-1010 Average Daily Balance:									66,542.65	
									Beginning Balance:	0.00
									Beginning Balance:	0.00
26-2000 - ACCOUNTS PAYABLE										
26-2020 - Accounts Payable Pending - Pool										
26-2026 - DUE TO JP TERTIARY FUND										
26-2029 - DUE TO GENERA FUND										
26-2030 - DUE TO CHS SECURITY FUND										
26-2031 - DUE TO JP TECHNOLOGY FUND										
26-2032 - DUE TO PRETRIAL INTERVENTION										
26-2035 - DUE TO STATE FEE FUND										
27-1000 - CASH										
27-1010 - Claim On Cash										
27-1020 - DUE FROM JP FUND										
27-2000 - ACCOUNTS PAYABLE										
27-2020 - Accounts Payable Pending - Pool										
28-1000 - CASH										
28-1010 - Claim On Cash										
28-1020 - DUE FROM JP FUND										
28-2000 - ACCOUNTS PAYABLE										
28-2020 - Accounts Payable Pending - Pool										

Cash Analysis Report

Date Range: 09/01/2022 - 09/30/2022

Day	Bank Drafts	Checks	Deposits	EFTs	SVC Charges	Interest	Misc / None	Net Change	Balance
28-2029 - DUE TO GENERA FUND								Beginning Balance:	-1,792.60
28-2037 - DUE TO STATE								Beginning Balance:	-929.70
29-1010 - Claim On Cash								Beginning Balance:	8,486.32
31-1010 - Claim On Cash								Beginning Balance:	14,623.85
31-1020 - Due From JP Fund								Beginning Balance:	50.00
32-1010 - Claim On Cash								Beginning Balance:	314,895.00
32-1021 - DUE FROM CLERK								Beginning Balance:	5,777.00
98-1010 - Claim On Cash								Beginning Balance:	0.00

Fund Summary

Fund	Beginning Balance	Net Change	Ending Balance
01	32,044,103.31	-616,769.03	31,427,334.28
02	0.00	0.00	0.00
04	-978.70	210.00	-768.70
05	1,572.79	0.00	1,572.79
06	12,406.76	0.00	12,406.76
09	27,646.33	-2,628.20	25,018.13
10	404,679.79	-1,624.24	403,055.55
12	10,884.54	2.34	10,886.88
14	7,715,581.13	-434,239.02	7,281,342.11
15	3,285,119.51	-129,736.87	3,155,382.64
16	5,488.04	0.00	5,488.04
17	299,620.68	-20,452.87	279,167.81
18	227,466.97	0.00	227,466.97
19	14,273.12	0.00	14,273.12
20	83,001.00	1,000.00	84,001.00
22	46,314.49	0.00	46,314.49
23	0.00	0.00	0.00
24	1,752.87	0.00	1,752.87
25	14,022.35	0.00	14,022.35
26	26,677.12	11,665.13	38,342.25
27	38,247.78	0.00	38,247.78
28	-591.60	0.00	-591.60
29	8,486.32	0.00	8,486.32
31	14,673.85	0.00	14,673.85
32	320,672.00	0.00	320,672.00
98	0.00	0.00	0.00
Report Total:	44,601,120.45	-1,192,572.76	43,408,547.69




STATE OF TEXAS

COUNTY OF UPTON

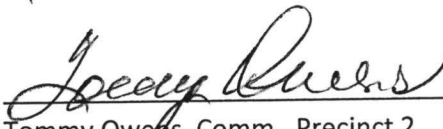
BEFORE ME, the undersigned authority, on this day personally appeared the undersigned who, did each, upon his respective oath, state that the requirements of Section 114.026 of the Local government code of the State of Texas have been met for the regular term of the commissioners' Court of Upton County, Texas, for the fiscal year **2022** by the adoption of an Order of the Commissioners' Court on the **OCTOBER 17TH, 2022** accepting and approving as correct the Monthly Report of the County Treasurer of Upton County, Texas, for the month of **SEPTEMBER 2022**, which Order complies with all respects of Section 114.026 and which Order appears in the Minutes of the Commissioners' Court.



Dusty Kilgore, County Judge




Gary "Pete" Jackson, Comm. Precinct 1



Tommy Owens, Comm. Precinct 2




Mike Smart, Comm. Precinct 3



Gary Wolfe, Comm. Precinct 4

Witness my hand and the seal of the Commissioners' Court of
Upton County, Texas this 17TH day of OCTOBER, 2022



LaWanda McMurray, County Clerk