



UPTON COUNTY
TREASURER'S MONTHLY
REPORT
APRIL, 2022

5/16/22 FILED AT 10¹³ AM
LaWANDA McMURRAY
CLERK COUNTY/DISTRICT COURT
UPTON COUNTY
CLERK DEPUTY



Vivian Venegas
UPTON COUNTY TREASURER
Monthly Report
APRIL 2022

The Treasurers' Monthly Report includes, but not limited to, money received and dispersed on all accounts held by the Treasurer.

The affidavit must state the amount of the cash and other assets that are in the custody of the county treasurer at the time of the examination. {LGC 114.026(d)} **Month Ending Balance \$ 48,863,425.80**

WHEREAS, Section 114.026 of the Local Government code of the State of Texas requires that the county Treasurer provide the commissioner's Court with detailed financial reports of the regular term of the Commissioners' Court; and

WHEREAS, the County Treasurer makes all her books and accounts available to the Commissioners' Court for inspection and examination as they desire; and

WHEREAS, the county Treasurer has presented to the commissioners' Court her report for the month ending **APRIL 2022**.

NOW, THEREFORE, IT IS HEREBY ORDERED by the Commissioners' Court of Upton County, Texas, that such Treasurer's Report for the month ending **APRIL 2022**, be, and hereby is, approved and accepted as correct.


Therefore, Vivian Venegas, Treasurer of Upton County, Texas, who being fully sworn, upon oath says that the within and foregoing report is true and correct to the best of her knowledge.



Vivian Venegas, Treasurer Upton County / Date


Commissioner's court having reviewed the Treasurer's Report as presented, having taken reasonable steps to ensure its accuracy and based upon presentations of the Treasurer's Office approve the report, subject to the independent auditor's review and request that it be filed with the official minutes of this meeting. {LGC 114.026(c)}

In addition, the below signatures affirm that the Treasurer's Report complies with statutes as referenced. {LGC 114.026(d)}


Gary "Pete" Jackson, Comm. Pct. 1 / Date


Dusty Kilgore, County Judge / Date


Tommy Owens, Comm. Pct. 2 / Date


Mike Smart, Comm. Pct. 3 / Date


Gary Wolfe, Comm. Pct. 4 / Date



Upton County, TX

Treasurers Report Summary

Date Range: 04/01/2022 - 04/30/2022

Fund	Beginning Cash Balance	Revenues	Expenses	Net Change Assets	Net Change Liabilities	Calculated Ending Balance	Actual Ending Balance	Calculated - Actual Ending
01 - GENERAL FUND	35,568,468.63	233,816.41	717,828.13	-484,011.72	-484,011.72	36,052,480.35	35,084,456.91	968,023.44
02 - UPTON COUNTY CONSTRUCTION FUND	0.00	0.00	0.00	0.00	0.00	0.00	0.00	0.00
04 - STATE FUNDS	-2,558.75	16,250.21	16,720.21	-470.00	-470.00	-2,088.75	-3,028.75	940.00
05 - CRIMESTOPPERS FUND	1,572.79	0.00	0.00	0.00	0.00	1,572.79	1,572.79	0.00
06 - LAW ENFORCEMENT EDUCATION	12,406.76	0.00	0.00	0.00	0.00	12,406.76	12,406.76	0.00
07 - COUNTY SPECIALTY COURT	0.00	118.00	0.00	0.00	0.00	118.00	0.00	118.00
08 - TRUANCY PREVENTION & DIVERSION FUND	0.00	489.43	45.00	0.00	0.00	444.43	0.00	444.43
09 - HAVA GRANT	0.00	10.02	0.00	0.00	0.00	10.02	0.00	10.02
10 - AMERICAN RESCUE PLAN 2021	0.00	32.29	3,049.20	0.00	0.00	-3,016.91	0.00	-3,016.91
12 - INTEREST/SINKING FUND	10,083.66	229.63	0.00	229.63	229.63	9,854.03	10,313.29	-459.26
14 - BUILDING FLEET FUND	8,928,644.00	3,154.54	345,845.45	-342,690.91	-342,690.91	9,271,334.91	8,585,953.09	685,381.82
15 - EMPLOYEES' BENEFIT TRUST	4,127,182.36	12,820.25	168,415.90	-155,595.65	-155,595.65	4,282,778.01	3,971,586.71	311,191.30
16 - ATTORNEY ADMIN FUND	6,064.81	0.00	0.00	0.00	0.00	6,064.81	6,064.81	0.00
17 - UPTON/REAGAN JUVENILE PROBATION FUND	393,881.63	13,388.16	15,181.14	-1,792.98	-1,792.98	395,674.61	392,088.65	3,585.96
18 - CLERK'S RECORD MANAGEMENT FUND	226,503.97	7,310.00	2,210.50	5,099.50	5,099.50	221,404.47	231,603.47	-10,199.00
19 - SHERIFF'S AUCTION FUND	14,273.12	0.00	0.00	0.00	0.00	14,273.12	14,273.12	0.00
20 - SHERIFF'S CASH BOND TRUST	78,651.00	0.00	0.00	0.00	0.00	78,651.00	78,651.00	0.00
22 - RECORDS MGT/PRESERVATION	44,862.49	540.00	0.00	540.00	540.00	44,322.49	45,402.49	-1,080.00
23 - 911	0.00	0.00	0.00	0.00	0.00	0.00	0.00	0.00
24 - SHERIFF'S SEIZURE FUND	1,752.87	0.00	0.00	0.00	0.00	1,752.87	1,752.87	0.00
25 - SECURITY FEE	60,531.37	1,545.50	0.00	1,545.50	1,545.50	58,985.87	62,076.87	-3,091.00
26 - JUSTICES OF THE PEACE	25,433.52	8,726.86	37,423.71	-28,696.85	-28,696.85	54,130.37	-3,263.33	57,393.70
27 - IP TECHNOLOGY FUND	37,524.25	450.38	0.00	450.38	450.38	37,073.87	37,974.63	-900.76
28 - TERTIARY ACCOUNT	44.40	252.00	0.00	252.00	252.00	-207.60	296.40	-504.00
29 - SHERIFF GRANT REVENUE	15,778.32	0.00	0.00	0.00	0.00	15,778.32	15,778.32	0.00
30 - LANGUAGE ACCESS FUND	0.00	51.00	0.00	0.00	0.00	51.00	0.00	51.00
31 - PRE TRIAL INTERVENTION	13,543.83	480.00	0.00	480.00	480.00	13,063.83	14,023.83	-960.00
32 - COUNTY CLERK ARCHIVE FUND	301,973.00	7,334.00	0.00	7,334.00	7,334.00	294,639.00	309,307.00	-14,668.00
33 - COURT FACILITY FEE FUND	0.00	330.00	0.00	0.00	0.00	330.00	0.00	330.00
98 - TREASURER'S SPECIAL	0.00	0.00	0.00	0.00	0.00	0.00	0.00	0.00
99 - POOLED CASH FUND	-5,273.05	0.00	0.00	-592.08	-592.08	-4,088.89	-5,865.13	1,776.24
Report Total:	49,861,344.98	307,328.68	1,306,719.24	-997,919.18	-997,919.18	50,857,792.78	48,863,425.80	1,994,366.98



APRIL, 2022 Investments

FUND	Beginning Investments	Ending Investment	Ending Interest
TXPOOL OPERATING FUND	32,479,266.63	32,187,354.73	8,088.10
TXPOOL BLDG.&FLEET	9,349,304.55	9,005,720.88	2,261.81
FSB ICS	3,017,579.57	3,017,753.08	173.51
TXPOOL EBT	4,118,492.22	3,969,501.19	1,008.97
TXPOOL I&S	1,079.43	1,079.73	0.30
TOTAL	48,965,722.40	48,181,409.61	11,532.69



Upton County, TX

Cash Analysis Report

Daily Detail

Date Range: 04/01/2022 - 04/30/2022

Day	Bank Drafts	Checks	Deposits	EFTs	SVC Charges	Interest	Misc / None	Net Change	Balance
01-1000 - CASH									Beginning Balance: 0.00
01-1010 - Claim On Cash									Beginning Balance: 35,517,287.06
04/04/2022	0.00	0.00	0.00	0.00	0.00	0.00	-116,614.96	-116,614.96	35,400,672.10
04/06/2022	0.00	0.00	0.00	0.00	0.00	0.00	424.06	424.06	35,401,096.16
04/07/2022	0.00	0.00	0.00	0.00	0.00	0.00	-123,638.79	-123,638.79	35,277,457.37
04/08/2022	0.00	0.00	0.00	0.00	0.00	0.00	35,870.27	35,870.27	35,313,327.64
04/11/2022	0.00	0.00	0.00	0.00	0.00	0.00	-24,731.48	-24,731.48	35,288,596.16
04/13/2022	0.00	0.00	0.00	0.00	0.00	0.00	-5,754.61	-5,754.61	35,282,841.55
04/14/2022	0.00	0.00	0.00	0.00	0.00	0.00	-430.21	-430.21	35,282,411.34
04/18/2022	0.00	0.00	0.00	0.00	0.00	0.00	2,202.13	2,202.13	35,284,613.47
04/19/2022	0.00	0.00	0.00	0.00	0.00	0.00	200.00	200.00	35,284,813.47
04/20/2022	0.00	0.00	0.00	0.00	0.00	0.00	1,948.36	1,948.36	35,286,761.83
04/21/2022	0.00	0.00	0.00	0.00	0.00	0.00	-151,379.13	-151,379.13	35,135,382.70
04/22/2022	0.00	0.00	0.00	0.00	0.00	0.00	-44,270.53	-44,270.53	35,091,112.17
04/25/2022	0.00	0.00	0.00	0.00	0.00	0.00	-53,221.73	-53,221.73	35,037,890.44
04/26/2022	0.00	0.00	0.00	0.00	0.00	0.00	436.60	436.60	35,038,327.04
04/27/2022	0.00	0.00	0.00	0.00	0.00	0.00	7,607.59	7,607.59	35,045,934.63
04/28/2022	0.00	0.00	0.00	0.00	0.00	0.00	-24,246.61	-24,246.61	35,021,688.02
04/29/2022	0.00	0.00	0.00	0.00	0.00	0.00	225.00	225.00	35,021,913.02
04/30/2022	0.00	0.00	0.00	0.00	0.00	0.00	8,247.14	8,247.14	35,030,160.16
	0.00	0.00	0.00	0.00	0.00	0.00	-487,126.90	-487,126.90	35,030,160.16
									01-1010 Average Daily Balance: 35,247,408.08
01-1017 - Due From Fund 17									Beginning Balance: 0.00
01-1020 - Due From JP FUND									Beginning Balance: 17,665.92
01-1021 - DUE FROM CLERK									Beginning Balance: 10,385.13
01-1022 - Due From TAC									Beginning Balance: 10,933.62
01-1023 - Due From STATE FEE FUND									Beginning Balance: 7,712.71
01-1025 - Due From SHERIFF									Beginning Balance: 0.00
01-1026 - Due From JP TERTIARY FUND									Beginning Balance: 1,717.15
01-1030 - DUE FROM STATE									Beginning Balance: 0.00
01-2000 - ACCOUNTS PAYABLE									Beginning Balance: 0.00
01-2020 - Accounts Payable Pending - Pool									Beginning Balance: 2,767.04
04/01/2022	0.00	0.00	0.00	0.00	0.00	0.00	-39.05	-39.05	2,727.99
04/04/2022	0.00	0.00	0.00	0.00	0.00	0.00	0.00	0.00	2,727.99
04/07/2022	0.00	0.00	0.00	0.00	0.00	0.00	-82,288.44	-82,288.44	-79,560.45
04/08/2022	0.00	0.00	0.00	0.00	0.00	0.00	43,407.93	43,407.93	-36,152.52
04/11/2022	0.00	0.00	0.00	0.00	0.00	0.00	0.00	0.00	-36,152.52
04/13/2022	0.00	0.00	0.00	0.00	0.00	0.00	5,754.61	5,754.61	-30,397.91
04/14/2022	0.00	0.00	0.00	0.00	0.00	0.00	-5,715.56	-5,715.56	-36,113.47
04/18/2022	0.00	0.00	0.00	0.00	0.00	0.00	0.00	0.00	-36,113.47
04/19/2022	0.00	0.00	0.00	0.00	0.00	0.00	1,700.44	1,700.44	-34,413.03
04/20/2022	0.00	0.00	0.00	0.00	0.00	0.00	-12,975.13	-12,975.13	-47,388.16
04/21/2022	0.00	0.00	0.00	0.00	0.00	0.00	-71,156.34	-71,156.34	-118,544.50
04/22/2022	0.00	0.00	0.00	0.00	0.00	0.00	44,270.53	44,270.53	-74,273.97
04/25/2022	0.00	0.00	0.00	0.00	0.00	0.00	77,633.09	77,633.09	3,359.12
04/28/2022	0.00	0.00	0.00	0.00	0.00	0.00	0.00	0.00	3,359.12
	0.00	0.00	0.00	0.00	0.00	0.00	592.08	592.08	3,359.12
									01-2020 Average Daily Balance: -28,597.78
01-2100 - FICA TAXES PAYABLE									Beginning Balance: 0.00
04/07/2022	0.00	0.00	0.00	0.00	0.00	0.00	0.00	0.00	0.00
04/19/2022	0.00	0.00	0.00	0.00	0.00	0.00	-552.04	-552.04	-552.04

Cash Analysis Report

Date Range: 04/01/2022 - 04/30/2022

Day	Bank Drafts	Checks	Deposits	EFTs	SVC Charges	Interest	Misc / None	Net Change	Balance
04/21/2022	0.00	0.00	0.00	0.00	0.00	0.00	552.04	552.04	0.00
	0.00	0.00	0.00	0.00	0.00	0.00	0.00	0.00	0.00
	01-2100 Average Daily Balance:								-36.80
01-2105 - WITHHOLDING PAYABLE								Beginning Balance:	0.00
04/07/2022	0.00	0.00	0.00	0.00	0.00	0.00	0.00	0.00	0.00
04/19/2022	0.00	0.00	0.00	0.00	0.00	0.00	-556.32	-556.32	-556.32
04/21/2022	0.00	0.00	0.00	0.00	0.00	0.00	556.32	556.32	0.00
	0.00	0.00	0.00	0.00	0.00	0.00	0.00	0.00	0.00
	01-2105 Average Daily Balance:								-37.09
01-2110 - RETIREMENT PAYABLE								Beginning Balance:	0.00
04/07/2022	0.00	0.00	0.00	0.00	0.00	0.00	0.00	0.00	0.00
04/19/2022	0.00	0.00	0.00	0.00	0.00	0.00	-592.08	-592.08	-592.08
04/21/2022	0.00	0.00	0.00	0.00	0.00	0.00	592.08	592.08	0.00
	0.00	0.00	0.00	0.00	0.00	0.00	0.00	0.00	0.00
	01-2110 Average Daily Balance:								-39.47
01-2120 - DEPENDENT HEALTH								Beginning Balance:	0.00
04/07/2022	0.00	0.00	0.00	0.00	0.00	0.00	0.00	0.00	0.00
04/21/2022	0.00	0.00	0.00	0.00	0.00	0.00	0.00	0.00	0.00
	0.00	0.00	0.00	0.00	0.00	0.00	0.00	0.00	0.00
	01-2120 Average Daily Balance:								0.00
01-2125 - DEFERRED COMPENSATION								Beginning Balance:	0.00
04/07/2022	0.00	0.00	0.00	0.00	0.00	0.00	0.00	0.00	0.00
04/21/2022	0.00	0.00	0.00	0.00	0.00	0.00	0.00	0.00	0.00
	0.00	0.00	0.00	0.00	0.00	0.00	0.00	0.00	0.00
	01-2125 Average Daily Balance:								0.00
01-2130 - CREDIT UNION								Beginning Balance:	0.00
01-2135 - LEGALSHIELD								Beginning Balance:	0.00
04/07/2022	0.00	0.00	0.00	0.00	0.00	0.00	0.00	0.00	0.00
04/21/2022	0.00	0.00	0.00	0.00	0.00	0.00	0.00	0.00	0.00
	0.00	0.00	0.00	0.00	0.00	0.00	0.00	0.00	0.00
	01-2135 Average Daily Balance:								0.00
01-2140 - CHILD SUPPORT								Beginning Balance:	0.00
04/07/2022	0.00	0.00	0.00	0.00	0.00	0.00	0.00	0.00	0.00
04/21/2022	0.00	0.00	0.00	0.00	0.00	0.00	0.00	0.00	0.00
	0.00	0.00	0.00	0.00	0.00	0.00	0.00	0.00	0.00
	01-2140 Average Daily Balance:								0.00
01-2145 - Vision Insurance								Beginning Balance:	0.00
04/07/2022	0.00	0.00	0.00	0.00	0.00	0.00	0.00	0.00	0.00
04/21/2022	0.00	0.00	0.00	0.00	0.00	0.00	0.00	0.00	0.00
	0.00	0.00	0.00	0.00	0.00	0.00	0.00	0.00	0.00
	01-2145 Average Daily Balance:								0.00
01-2150 - Cigna Life Insurance								Beginning Balance:	0.00
01-2155 - Washington National								Beginning Balance:	0.00
04/07/2022	0.00	0.00	0.00	0.00	0.00	0.00	0.00	0.00	0.00
04/21/2022	0.00	0.00	0.00	0.00	0.00	0.00	0.00	0.00	0.00
	0.00	0.00	0.00	0.00	0.00	0.00	0.00	0.00	0.00
	01-2155 Average Daily Balance:								0.00
01-2160 - AFLAC								Beginning Balance:	0.00
04/07/2022	0.00	0.00	0.00	0.00	0.00	0.00	0.00	0.00	0.00

Cash Analysis Report

Date Range: 04/01/2022 - 04/30/2022

Day	Bank Drafts	Checks	Deposits	EFTs	SVC Charges	Interest	Misc / None	Net Change	Balance	
04/21/2022	0.00	0.00	0.00	0.00	0.00	0.00	0.00	0.00	0.00	
	0.00	0.00	0.00	0.00	0.00	0.00	0.00	0.00	0.00	
	01-2160 Average Daily Balance:								0.00	
01-9999 - PY Correction Payable									Beginning Balance:	0.00
04/21/2022	0.00	0.00	0.00	0.00	0.00	0.00	2,523.10	2,523.10	2,523.10	
	0.00	0.00	0.00	0.00	0.00	0.00	2,523.10	2,523.10	2,523.10	
	01-9999 Average Daily Balance:								841.03	
02-1000 - CASH									Beginning Balance:	0.00
04-1000 - CASH									Beginning Balance:	0.00
04-1010 - Claim On Cash									Beginning Balance:	-1,780.99
04/08/2022	0.00	0.00	0.00	0.00	0.00	0.00	712.66	712.66	-1,068.33	
04/18/2022	0.00	0.00	0.00	0.00	0.00	0.00	1,372.60	1,372.60	304.27	
04/21/2022	0.00	0.00	0.00	0.00	0.00	0.00	30.00	30.00	334.27	
04/25/2022	0.00	0.00	0.00	0.00	0.00	0.00	-2,585.26	-2,585.26	-2,250.99	
	0.00	0.00	0.00	0.00	0.00	0.00	-470.00	-470.00	-2,250.99	
	04-1010 Average Daily Balance:								-1,146.88	
04-1020 - Due From JP FUND									Beginning Balance:	29,282.81
04-1021 - DUE FROM CLERK									Beginning Balance:	1,154.85
04-2000 - ACCOUNTS PAYABLE									Beginning Balance:	0.00
04-2020 - Accounts Payable Pending - Pool									Beginning Balance:	0.00
04/25/2022	0.00	0.00	0.00	0.00	0.00	0.00	0.00	0.00	0.00	
	0.00	0.00	0.00	0.00	0.00	0.00	0.00	0.00	0.00	
	04-2020 Average Daily Balance:								0.00	
04-2029 - DUE TO GENERAL FUND									Beginning Balance:	-7,712.71
04-2038 - DUE TO STATE OR OTHERS									Beginning Balance:	-23,502.71
05-1000 - CASH									Beginning Balance:	0.00
05-1010 - Claim On Cash									Beginning Balance:	1,572.79
05-2000 - ACCOUNTS PAYABLE									Beginning Balance:	0.00
05-2020 - Accounts Payable Pending - Pool									Beginning Balance:	0.00
06-1000 - CASH									Beginning Balance:	0.00
06-1010 - Claim On Cash									Beginning Balance:	12,406.76
06-2000 - ACCOUNTS PAYABLE									Beginning Balance:	0.00
06-2020 - Accounts Payable Pending - Pool									Beginning Balance:	0.00
12-1000 - CASH									Beginning Balance:	10,083.66
04/08/2022	0.00	0.00	229.33	0.00	0.00	0.00	0.00	229.33	10,312.99	
04/30/2022	0.00	0.00	0.00	0.00	0.00	0.30	0.00	0.30	10,313.29	
	0.00	0.00	229.33	0.00	0.00	0.30	0.00	229.63	10,313.29	
	12-1000 Average Daily Balance:								10,259.49	
12-2000 - ACCOUNTS PAYABLE									Beginning Balance:	0.00
12-2020 - Accounts Payable Pending - Pool									Beginning Balance:	0.00
14-1000 - CASH									Beginning Balance:	0.00
14-1010 - Claim On Cash									Beginning Balance:	8,919,003.98
04/04/2022	0.00	0.00	0.00	0.00	0.00	0.00	-345,845.45	-345,845.45	8,573,158.53	
04/29/2022	0.00	0.00	0.00	0.00	0.00	0.00	892.73	892.73	8,574,051.26	
04/30/2022	0.00	0.00	0.00	0.00	0.00	0.00	2,261.81	2,261.81	8,576,313.07	
	0.00	0.00	0.00	0.00	0.00	0.00	-342,690.91	-342,690.91	8,576,313.07	
	14-1010 Average Daily Balance:								8,607,877.98	
14-1024 - Due From I&S									Beginning Balance:	9,640.02
14-2000 - ACCOUNTS PAYABLE									Beginning Balance:	0.00
14-2020 - Accounts Payable Pending - Pool									Beginning Balance:	0.00
04/04/2022	0.00	0.00	0.00	0.00	0.00	0.00	0.00	0.00	0.00	
	0.00	0.00	0.00	0.00	0.00	0.00	0.00	0.00	0.00	
	14-2020 Average Daily Balance:								0.00	
15-1000 - CASH									Beginning Balance:	4,127,182.36

Cash Analysis Report

Date Range: 04/01/2022 - 04/30/2022

Day	Bank Drafts	Checks	Deposits	EFTs	SVC Charges	Interest	Misc / None	Net Change	Balance
04/04/2022	-17,215.77	-53,790.77	0.00	0.00	0.00	0.00	0.00	-71,006.54	4,056,175.82
04/07/2022	0.00	-560.25	0.00	0.00	0.00	0.00	0.00	-560.25	4,055,615.57
04/08/2022	-43,574.82	0.00	0.00	0.00	0.00	0.00	0.00	-43,574.82	4,012,040.75
04/20/2022	-8,952.11	0.00	0.00	0.00	0.00	0.00	0.00	-8,952.11	4,003,088.64
04/25/2022	-24,695.22	-1,573.91	10,531.22	0.00	0.00	0.00	0.00	-15,737.91	3,987,350.73
04/27/2022	0.00	0.00	1,276.68	0.00	0.00	0.00	0.00	1,276.68	3,988,627.41
04/29/2022	-18,053.05	0.00	0.00	0.00	0.00	0.00	0.00	-18,053.05	3,970,574.36
04/30/2022	0.00	0.00	0.00	0.00	0.00	1,012.35	0.00	1,012.35	3,971,586.71
	-112,490.97	-55,924.93	11,807.90	0.00	0.00	1,012.35	0.00	-155,595.65	3,971,586.71
15-1000 Average Daily Balance:									4,021,991.32

15-1001 - DUE FROM FUND 01									Beginning Balance:	0.00
15-1017 - DUE FROM FUND '17									Beginning Balance:	0.00
15-2000 - ACCOUNTS PAYABLE									Beginning Balance:	0.00
04/04/2022	0.00	0.00	0.00	0.00	0.00	0.00	0.00	0.00	0.00	
04/07/2022	0.00	0.00	0.00	0.00	0.00	0.00	0.00	0.00	0.00	
04/25/2022	0.00	0.00	0.00	0.00	0.00	0.00	0.00	0.00	0.00	
	0.00	0.00	0.00	0.00	0.00	0.00	0.00	0.00	0.00	
15-2000 Average Daily Balance:									0.00	

16-1000 - CASH									Beginning Balance:	0.00
16-1010 - Claim On Cash									Beginning Balance:	6,064.81
16-2000 - ACCOUNTS PAYABLE									Beginning Balance:	0.00
16-2020 - Accounts Payable Pending - Pool									Beginning Balance:	0.00
17-1000 - CASH									Beginning Balance:	393,594.51
04/07/2022	0.00	0.00	0.00	-2,813.31	0.00	0.00	0.00	-2,813.31	390,781.20	
04/08/2022	-932.35	0.00	0.00	0.00	0.00	0.00	0.00	-932.35	389,848.85	
04/11/2022	0.00	-6,418.84	0.00	0.00	0.00	0.00	0.00	-6,418.84	383,430.01	
04/15/2022	19.56	0.00	0.00	0.00	0.00	0.00	0.00	19.56	383,449.57	
04/21/2022	0.00	0.00	0.00	-2,143.99	0.00	0.00	0.00	-2,143.99	381,305.58	
04/22/2022	-912.79	0.00	0.00	0.00	0.00	0.00	0.00	-912.79	380,392.79	
04/25/2022	0.00	-708.44	7,092.86	-1,221.40	0.00	0.00	0.00	5,163.02	385,555.81	
04/27/2022	0.00	0.00	6,279.34	0.00	0.00	0.00	0.00	6,279.34	391,835.15	
04/28/2022	0.00	-49.58	0.00	0.00	0.00	0.00	0.00	-49.58	391,785.57	
04/30/2022	0.00	0.00	0.00	0.00	0.00	15.96	0.00	15.96	391,801.53	
	-1,825.58	-7,176.86	13,372.20	-6,178.70	0.00	15.96	0.00	-1,792.98	391,801.53	
17-1000 Average Daily Balance:									387,237.19	

17-1001 - Due From General Fund									Beginning Balance:	0.00
17-1100 - DUE FROM TJJD									Beginning Balance:	0.00
17-2000 - ACCOUNTS PAYABLE									Beginning Balance:	0.00
04/07/2022	0.00	0.00	0.00	0.00	0.00	0.00	-1,543.05	-1,543.05	-1,543.05	
04/08/2022	0.00	0.00	0.00	0.00	0.00	0.00	932.35	932.35	-610.70	
04/11/2022	0.00	0.00	0.00	0.00	0.00	0.00	0.00	0.00	-610.70	
04/14/2022	0.00	0.00	0.00	0.00	0.00	0.00	-334.66	-334.66	-945.36	
04/15/2022	0.00	0.00	0.00	0.00	0.00	0.00	-19.56	-19.56	-964.92	
04/21/2022	0.00	0.00	0.00	0.00	0.00	0.00	-1,877.71	-1,877.71	-2,842.63	
04/22/2022	0.00	0.00	0.00	0.00	0.00	0.00	912.79	912.79	-1,929.84	
04/25/2022	0.00	0.00	0.00	0.00	0.00	0.00	1,929.84	1,929.84	0.00	
04/28/2022	0.00	0.00	0.00	0.00	0.00	0.00	0.00	0.00	0.00	
	0.00	0.00	0.00	0.00	0.00	0.00	0.00	0.00	0.00	
17-2000 Average Daily Balance:									-685.81	

17-2100 - FICA TAXES PAYABLE									Beginning Balance:	0.00
04/07/2022	0.00	0.00	0.00	0.00	0.00	0.00	0.00	0.00	0.00	
04/21/2022	0.00	0.00	0.00	0.00	0.00	0.00	0.00	0.00	0.00	
	0.00	0.00	0.00	0.00	0.00	0.00	0.00	0.00	0.00	
17-2100 Average Daily Balance:									0.00	

17-2105 - WITHHOLDING PAYABLE									Beginning Balance:	0.00
04/07/2022	0.00	0.00	0.00	0.00	0.00	0.00	19.56	19.56	19.56	

Cash Analysis Report

Date Range: 04/01/2022 - 04/30/2022

Day	Bank Drafts	Checks	Deposits	EFTs	SVC Charges	Interest	Misc / None	Net Change	Balance	
04/14/2022	0.00	0.00	0.00	0.00	0.00	0.00	-19.56	-19.56	0.00	
04/21/2022	0.00	0.00	0.00	0.00	0.00	0.00	0.00	0.00	0.00	
	0.00	0.00	0.00	0.00	0.00	0.00	0.00	0.00	0.00	
17-2105 Average Daily Balance:									4.56	
17-2110 - RETIREMENT PAYABLE									Beginning Balance:	0.00
04/07/2022	0.00	0.00	0.00	0.00	0.00	0.00	0.00	0.00	0.00	
04/21/2022	0.00	0.00	0.00	0.00	0.00	0.00	0.00	0.00	0.00	
	0.00	0.00	0.00	0.00	0.00	0.00	0.00	0.00	0.00	
17-2110 Average Daily Balance:									0.00	
17-2120 - DEPENDENT HEALTH									Beginning Balance:	0.00
04/07/2022	0.00	0.00	0.00	0.00	0.00	0.00	-140.00	-140.00	-140.00	
04/14/2022	0.00	0.00	0.00	0.00	0.00	0.00	140.00	140.00	0.00	
04/21/2022	0.00	0.00	0.00	0.00	0.00	0.00	0.00	0.00	0.00	
	0.00	0.00	0.00	0.00	0.00	0.00	0.00	0.00	0.00	
17-2120 Average Daily Balance:									-32.67	
17-2125 - DEFERRED COMPENSATION									Beginning Balance:	0.00
17-2130 - CREDIT UNION									Beginning Balance:	0.00
17-2135 - LEGALSHIELD									Beginning Balance:	0.00
17-2140 - CHILD SUPPORT									Beginning Balance:	0.00
17-2145 - Vision									Beginning Balance:	0.00
04/07/2022	0.00	0.00	0.00	0.00	0.00	0.00	-17.08	-17.08	-17.08	
04/14/2022	0.00	0.00	0.00	0.00	0.00	0.00	17.08	17.08	0.00	
04/21/2022	0.00	0.00	0.00	0.00	0.00	0.00	0.00	0.00	0.00	
	0.00	0.00	0.00	0.00	0.00	0.00	0.00	0.00	0.00	
17-2145 Average Daily Balance:									-3.99	
17-2150 - Cigna Life Insurance									Beginning Balance:	0.00
17-2155 - Washington Nat'l									Beginning Balance:	0.00
04/07/2022	0.00	0.00	0.00	0.00	0.00	0.00	-144.61	-144.61	-144.61	
04/14/2022	0.00	0.00	0.00	0.00	0.00	0.00	144.61	144.61	0.00	
04/21/2022	0.00	0.00	0.00	0.00	0.00	0.00	0.00	0.00	0.00	
	0.00	0.00	0.00	0.00	0.00	0.00	0.00	0.00	0.00	
17-2155 Average Daily Balance:									-33.74	
17-2160 - AFLAC									Beginning Balance:	0.00
17-2200 - PY Wages Payable									Beginning Balance:	0.00
04/07/2022	0.00	0.00	0.00	0.00	0.00	0.00	0.00	0.00	0.00	
04/21/2022	0.00	0.00	0.00	0.00	0.00	0.00	0.00	0.00	0.00	
	0.00	0.00	0.00	0.00	0.00	0.00	0.00	0.00	0.00	
17-2200 Average Daily Balance:									0.00	
17-9999 - PY Correction Payable									Beginning Balance:	287.12
04/07/2022	0.00	0.00	0.00	0.00	0.00	0.00	334.66	334.66	621.78	
04/21/2022	0.00	0.00	0.00	0.00	0.00	0.00	-334.66	-334.66	287.12	
	0.00	0.00	0.00	0.00	0.00	0.00	0.00	0.00	287.12	
17-9999 Average Daily Balance:									443.29	
18-1000 - CASH									Beginning Balance:	0.00
18-1010 - Claim On Cash									Beginning Balance:	224,213.97
04/04/2022	0.00	0.00	0.00	0.00	0.00	0.00	-2,210.50	-2,210.50	222,003.47	
04/08/2022	0.00	0.00	0.00	0.00	0.00	0.00	1,965.00	1,965.00	223,968.47	
04/18/2022	0.00	0.00	0.00	0.00	0.00	0.00	5,345.00	5,345.00	229,313.47	
	0.00	0.00	0.00	0.00	0.00	0.00	5,099.50	5,099.50	229,313.47	
18-1010 Average Daily Balance:									226,047.19	
18-1021 - DUE FROM CLERK									Beginning Balance:	2,290.00
18-2000 - ACCOUNTS PAYABLE									Beginning Balance:	0.00
18-2020 - Accounts Payable Pending - Pool									Beginning Balance:	0.00

Cash Analysis Report

Date Range: 04/01/2022 - 04/30/2022

Day	Bank Drafts	Checks	Deposits	EFTs	SVC Charges	Interest	Misc / None	Net Change	Balance
04/04/2022	0.00	0.00	0.00	0.00	0.00	0.00	0.00	0.00	0.00
	0.00	0.00	0.00	0.00	0.00	0.00	0.00	0.00	0.00
18-2020 Average Daily Balance:									0.00
19-1010 - Claim On Cash								Beginning Balance:	14,273.12
19-2000 - ACCOUNTS PAYABLE								Beginning Balance:	0.00
19-2020 - Accounts Payable Pending - Pool								Beginning Balance:	0.00
20-1000 - CASH								Beginning Balance:	0.00
20-1010 - Claim On Cash								Beginning Balance:	78,651.00
20-2000 - ACCOUNTS PAYABLE								Beginning Balance:	0.00
20-2020 - Accounts Payable Pending - Pool								Beginning Balance:	0.00
22-1000 - CASH								Beginning Balance:	0.00
22-1010 - Claim On Cash								Beginning Balance:	44,687.49
04/08/2022	0.00	0.00	0.00	0.00	0.00	0.00	190.00	190.00	44,877.49
04/18/2022	0.00	0.00	0.00	0.00	0.00	0.00	350.00	350.00	45,227.49
	0.00	0.00	0.00	0.00	0.00	0.00	540.00	540.00	45,227.49
22-2020 Average Daily Balance:									44,984.82
22-1021 - DUE FROM CLERK								Beginning Balance:	175.00
22-2000 - ACCOUNTS PAYABLE								Beginning Balance:	0.00
22-2020 - Accounts Payable Pending - Pool								Beginning Balance:	0.00
23-1010 - Claim On Cash								Beginning Balance:	0.00
23-2000 - ACCOUNTS PAYABLE								Beginning Balance:	0.00
23-2020 - Accounts Payable Pending - Pool								Beginning Balance:	0.00
24-1000 - CASH								Beginning Balance:	0.00
24-1010 - Claim On Cash								Beginning Balance:	1,752.87
24-2000 - ACCOUNTS PAYABLE								Beginning Balance:	0.00
24-2020 - Accounts Payable Pending - Pool								Beginning Balance:	0.00
25-1000 - CASH								Beginning Balance:	0.00
25-1010 - Claim On Cash								Beginning Balance:	59,494.79
04/08/2022	0.00	0.00	0.00	0.00	0.00	0.00	271.34	271.34	59,766.13
04/18/2022	0.00	0.00	0.00	0.00	0.00	0.00	745.00	745.00	60,511.13
04/25/2022	0.00	0.00	0.00	0.00	0.00	0.00	529.16	529.16	61,040.29
	0.00	0.00	0.00	0.00	0.00	0.00	1,545.50	1,545.50	61,040.29
25-2020 Average Daily Balance:									60,131.48
25-1020 - Due From JP FUND								Beginning Balance:	745.58
25-1021 - DUE FROM CLERK								Beginning Balance:	291.00
25-2000 - ACCOUNTS PAYABLE								Beginning Balance:	0.00
25-2020 - Accounts Payable Pending - Pool								Beginning Balance:	0.00
26-1000 - CASH								Beginning Balance:	0.00
26-1010 - Claim On Cash								Beginning Balance:	74,571.04
04/04/2022	0.00	0.00	0.00	0.00	0.00	0.00	1,097.33	1,097.33	75,668.37
04/07/2022	0.00	0.00	0.00	0.00	0.00	0.00	470.80	470.80	76,139.17
04/08/2022	0.00	0.00	0.00	0.00	0.00	0.00	925.83	925.83	77,065.00
04/11/2022	0.00	0.00	0.00	0.00	0.00	0.00	604.50	604.50	77,669.50
04/12/2022	0.00	0.00	0.00	0.00	0.00	0.00	852.00	852.00	78,521.50
04/13/2022	0.00	0.00	0.00	0.00	0.00	0.00	280.00	280.00	78,801.50
04/18/2022	0.00	0.00	0.00	0.00	0.00	0.00	381.00	381.00	79,182.50
04/19/2022	0.00	0.00	0.00	0.00	0.00	0.00	909.60	909.60	80,092.10
04/20/2022	0.00	0.00	0.00	0.00	0.00	0.00	198.00	198.00	80,290.10
04/21/2022	0.00	0.00	0.00	0.00	0.00	0.00	508.80	508.80	80,798.90
04/25/2022	0.00	0.00	0.00	0.00	0.00	0.00	-37,423.71	-37,423.71	43,375.19
04/26/2022	0.00	0.00	0.00	0.00	0.00	0.00	50.00	50.00	43,425.19
04/28/2022	0.00	0.00	0.00	0.00	0.00	0.00	1,834.00	1,834.00	45,259.19
04/29/2022	0.00	0.00	0.00	0.00	0.00	0.00	615.00	615.00	45,874.19
	0.00	0.00	0.00	0.00	0.00	0.00	-28,696.85	-28,696.85	45,874.19
26-2020 Average Daily Balance:									71,274.81
26-2000 - ACCOUNTS PAYABLE								Beginning Balance:	0.00
26-2020 - Accounts Payable Pending - Pool								Beginning Balance:	0.00

Cash Analysis Report

Date Range: 04/01/2022 - 04/30/2022

Day	Bank Drafts	Checks	Deposits	EFTs	SVC Charges	Interest	Misc / None	Net Change	Balance
04/25/2022	0.00	0.00	0.00	0.00	0.00	0.00	0.00	0.00	0.00
	0.00	0.00	0.00	0.00	0.00	0.00	0.00	0.00	0.00
26-2020 Average Daily Balance:									0.00
26-2026 - DUE TO JP TERTIARY FUND								Beginning Balance:	-822.00
26-2029 - DUE TO GENERA FUND								Beginning Balance:	-17,665.92
26-2030 - DUE TO CHS SECURITY FUND								Beginning Balance:	-745.58
26-2031 - DUE TO JP TECHNOLOGY FUND								Beginning Balance:	-621.21
26-2032 - DUE TO PRETRIAL INTERVENTION								Beginning Balance:	0.00
26-2035 - DUE TO STATE FEE FUND								Beginning Balance:	-29,282.81
27-1000 - CASH								Beginning Balance:	0.00
27-1010 - Claim On Cash								Beginning Balance:	36,903.04
04/25/2022	0.00	0.00	0.00	0.00	0.00	0.00	450.38	450.38	37,353.42
	0.00	0.00	0.00	0.00	0.00	0.00	450.38	450.38	37,353.42
27-1010 Average Daily Balance:									36,993.12
27-1020 - DUE FROM JP FUND								Beginning Balance:	621.21
27-2000 - ACCOUNTS PAYABLE								Beginning Balance:	0.00
27-2020 - Accounts Payable Pending - Pool								Beginning Balance:	0.00
28-1000 - CASH								Beginning Balance:	0.00
28-1010 - Claim On Cash								Beginning Balance:	1,663.80
04/25/2022	0.00	0.00	0.00	0.00	0.00	0.00	252.00	252.00	1,915.80
	0.00	0.00	0.00	0.00	0.00	0.00	252.00	252.00	1,915.80
28-1010 Average Daily Balance:									1,714.20
28-1020 - DUE FROM JP FUND								Beginning Balance:	822.00
28-2000 - ACCOUNTS PAYABLE								Beginning Balance:	0.00
28-2020 - Accounts Payable Pending - Pool								Beginning Balance:	0.00
28-2029 - DUE TO GENERA FUND								Beginning Balance:	-1,717.15
28-2037 - DUE TO STATE								Beginning Balance:	-724.25
29-1010 - Claim On Cash								Beginning Balance:	15,778.32
31-1010 - Claim On Cash								Beginning Balance:	13,543.83
04/20/2022	0.00	0.00	0.00	0.00	0.00	0.00	480.00	480.00	14,023.83
	0.00	0.00	0.00	0.00	0.00	0.00	480.00	480.00	14,023.83
31-1010 Average Daily Balance:									13,719.83
31-1020 - Due From JP Fund								Beginning Balance:	0.00
32-1010 - Claim On Cash								Beginning Balance:	299,659.00
04/08/2022	0.00	0.00	0.00	0.00	0.00	0.00	1,974.00	1,974.00	301,633.00
04/18/2022	0.00	0.00	0.00	0.00	0.00	0.00	5,360.00	5,360.00	306,993.00
	0.00	0.00	0.00	0.00	0.00	0.00	7,334.00	7,334.00	306,993.00
32-1010 Average Daily Balance:									303,495.07
32-1021 - DUE FROM CLERK								Beginning Balance:	2,314.00
98-1010 - Claim On Cash								Beginning Balance:	0.00
99-1001 - Due From 01								Beginning Balance:	-5,273.05
04/01/2022	0.00	0.00	0.00	0.00	0.00	0.00	39.05	39.05	-5,234.00
04/04/2022	0.00	0.00	0.00	0.00	0.00	0.00	0.00	0.00	-5,234.00
04/07/2022	0.00	0.00	0.00	0.00	0.00	0.00	82,288.44	82,288.44	77,054.44
04/08/2022	0.00	0.00	0.00	0.00	0.00	0.00	-43,407.93	-43,407.93	33,646.51
04/11/2022	0.00	0.00	0.00	0.00	0.00	0.00	0.00	0.00	33,646.51
04/13/2022	0.00	0.00	0.00	0.00	0.00	0.00	-5,754.61	-5,754.61	27,891.90
04/14/2022	0.00	0.00	0.00	0.00	0.00	0.00	5,715.56	5,715.56	33,607.46
04/18/2022	0.00	0.00	0.00	0.00	0.00	0.00	0.00	0.00	33,607.46
04/19/2022	0.00	0.00	0.00	0.00	0.00	0.00	-1,700.44	-1,700.44	31,907.02
04/20/2022	0.00	0.00	0.00	0.00	0.00	0.00	12,975.13	12,975.13	44,882.15
04/21/2022	0.00	0.00	0.00	0.00	0.00	0.00	71,156.34	71,156.34	116,038.49
04/22/2022	0.00	0.00	0.00	0.00	0.00	0.00	-44,270.53	-44,270.53	71,767.96
04/25/2022	0.00	0.00	0.00	0.00	0.00	0.00	-77,633.09	-77,633.09	-5,865.13

Cash Analysis Report

Date Range: 04/01/2022 - 04/30/2022

Day	Bank Drafts	Checks	Deposits	EFTs	SVC Charges	Interest	Misc / None	Net Change	Balance	
04/28/2022	0.00	0.00	0.00	0.00	0.00	0.00	0.00	0.00	-5,865.13	
	0.00	0.00	0.00	0.00	0.00	0.00	-592.08	-592.08	-5,865.13	
	99-1001 Average Daily Balance:								26,091.77	
99-1004 - Due From 04									Beginning Balance:	0.00
04/25/2022	0.00	0.00	0.00	0.00	0.00	0.00	0.00	0.00	0.00	
	0.00	0.00	0.00	0.00	0.00	0.00	0.00	0.00	0.00	
	99-1004 Average Daily Balance:								0.00	
99-1005 - Due From 05									Beginning Balance:	0.00
99-1006 - Due From 06									Beginning Balance:	0.00
99-1012 - Due From 12									Beginning Balance:	0.00
99-1014 - Due From 14									Beginning Balance:	0.00
04/04/2022	0.00	0.00	0.00	0.00	0.00	0.00	0.00	0.00	0.00	
04/11/2022	0.00	0.00	0.00	0.00	0.00	0.00	0.00	0.00	0.00	
	0.00	0.00	0.00	0.00	0.00	0.00	0.00	0.00	0.00	
	99-1014 Average Daily Balance:								0.00	
99-1016 - Due From 16									Beginning Balance:	0.00
99-1017 - Due From Fund 17									Beginning Balance:	0.00
99-1018 - Due From 18									Beginning Balance:	0.00
04/04/2022	0.00	0.00	0.00	0.00	0.00	0.00	0.00	0.00	0.00	
	0.00	0.00	0.00	0.00	0.00	0.00	0.00	0.00	0.00	
	99-1018 Average Daily Balance:								0.00	
99-1019 - Due From 19									Beginning Balance:	0.00
99-1020 - Due From 20									Beginning Balance:	0.00
99-1022 - Due From 22									Beginning Balance:	0.00
99-1023 - Due From 23									Beginning Balance:	0.00
99-1024 - Due From 24									Beginning Balance:	0.00
99-1025 - Due From 25									Beginning Balance:	0.00
99-1026 - Due From 26									Beginning Balance:	0.00
04/25/2022	0.00	0.00	0.00	0.00	0.00	0.00	0.00	0.00	0.00	
	0.00	0.00	0.00	0.00	0.00	0.00	0.00	0.00	0.00	
	99-1026 Average Daily Balance:								0.00	
99-1027 - Due From 27									Beginning Balance:	0.00
99-1028 - Due From 28									Beginning Balance:	0.00
99-1029 - due from 29									Beginning Balance:	0.00
99-1030 - DUE FROM 30									Beginning Balance:	0.00
99-1031 - Due From 31									Beginning Balance:	0.00
99-1032 - Due From 32									Beginning Balance:	0.00
99-1033 - Due from 33									Beginning Balance:	0.00
99-1098 - Due From 98									Beginning Balance:	0.00

Fund Summary

Fund	Beginning Balance	Net Change	Ending Balance
01	35,568,468.63	-484,011.72	35,084,456.91
02	0.00	0.00	0.00
04	-2,558.75	-470.00	-3,028.75
05	1,572.79	0.00	1,572.79
06	12,406.76	0.00	12,406.76
12	10,083.66	229.63	10,313.29
14	8,928,644.00	-342,690.91	8,585,953.09
15	4,127,182.36	-155,595.65	3,971,586.71
16	6,064.81	0.00	6,064.81
17	393,881.63	-1,792.98	392,088.65
18	226,503.97	5,099.50	231,603.47
19	14,273.12	0.00	14,273.12
20	78,651.00	0.00	78,651.00
22	44,862.49	540.00	45,402.49
23	0.00	0.00	0.00
24	1,752.87	0.00	1,752.87
25	60,531.37	1,545.50	62,076.87
26	25,433.52	-28,696.85	-3,263.33
27	37,524.25	450.38	37,974.63
28	44.40	252.00	296.40
29	15,778.32	0.00	15,778.32
31	13,543.83	480.00	14,023.83
32	301,973.00	7,334.00	309,307.00
98	0.00	0.00	0.00
99	-5,273.05	-592.08	-5,865.13
Report Total:	49,861,344.98	-997,919.18	48,863,425.80



STATE OF TEXAS

COUNTY OF UPTON


BEFORE ME, the undersigned authority, on this day personally appeared the undersigned who, did each, upon his respective oath, state that the requirements of Section 114.026 of the Local government code of the State of Texas have been met for the regular term of the commissioners' Court of Upton County, Texas, for the fiscal year **2022** by the adoption of an Order of the Commissioners' Court on the **MAY 16TH, 2022** accepting and approving as correct the Monthly Report of the County Treasurer of Upton County, Texas, for the month of **APRIL 2022**, which Order complies with all respects of Section 114.026 and which Order appears in the Minutes of the Commissioners' Court.



Dusty Kilgore, County Judge




Gary "Pete" Jackson, Comm. Precinct 1



Tommy Owens, Comm. Precinct 2

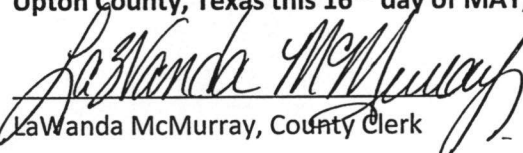


Mike Smart, Comm. Precinct 3



Gary Wolfe, Comm. Precinct 4

Witness my hand and the seal of the Commissioners' Court of
Upton County, Texas this 16TH day of MAY, 2022



LaWanda McMurray, County Clerk