



UPTON COUNTY
TREASURER'S MONTHLY
REPORT
NOVEMBER, 2021

1/18/21 FILED AT 9:26 AM
LAWANDA McMURRAY
CLERK, COUNTY DISTRICT COURT
UPTON COUNTY, TEXAS
CLERK/DEPUTY



Vivian Venegas
UPTON COUNTY TREASURER
Monthly Report
NOVEMBER 2021

The Treasurers' Monthly Report includes, but not limited to, money received and dispersed on all accounts held by the Treasurer.

The affidavit must state the amount of the cash and other assets that are in the custody of the county treasurer at the time of the examination. {LGC 114.026(d)} **Month Ending Balance \$ 35,603,646.12**

WHEREAS, Section 114.026 of the Local Government code of the State of Texas requires that the county Treasurer provide the commissioner's Court with detailed financial reports of the regular term of the Commissioners' Court; and

WHEREAS, the County Treasurer makes all her books and accounts available to the Commissioners' Court for inspection and examination as they desire; and

WHEREAS, the county Treasurer has presented to the commissioners' Court her report for the month ending **NOVEMBER 2021**.

NOW, THEREFORE, IT IS HEREBY ORDERED by the Commissioners' Court of Upton County, Texas, that such Treasurer's Report for the month ending **NOVEMBER 2021**, be, and hereby is, approved and accepted as correct.

Therefore, Vivian Venegas, Treasurer of Upton County, Texas, who being fully sworn, upon oath says that the within and foregoing report is true and correct to the best of her knowledge.



Vivian Venegas, Treasurer, Upton County / Date


Commissioner's court having reviewed the Treasurer's Report as presented, having taken reasonable steps to ensure its accuracy and based upon presentations of the Treasurer's Office approve the report, subject to the independent auditor's review and request that it be filed with the official minutes of this meeting. {LGC 114.026(c)}


In addition, the below signatures affirm that the Treasurer's Report complies with statutes as referenced. {LGC 114.026(d)}

Dusty Kilgore, County Judge / Date

Gary "Pete" Jackson, Comm. Pct. 1 / Date


Mike Smart, Comm. Pct. 3/Date


Tommy Owens, Comm. Pct. 2/Date


Gary Wolfe, Comm. Pct. 4 / Date



STATE OF TEXAS

COUNTY OF UPTON

BEFORE ME, the undersigned authority, on this day personally appeared the undersigned who, did each, upon his respective oath, state that the requirements of Section 114.026 of the Local government code of the State of Texas have been met for the regular term of the commissioners' Court of Upton County, Texas, for the fiscal year **2021** by the adoption of an Order of the Commissioners' Court on the **JANUARY 18TH, 2021** accepting and approving as correct the Monthly Report of the County Treasurer of Upton County, Texas, for the month of **NOVEMBER 2021**, which Order complies with all respects of Section 114.026 and which Order appears in the Minutes of the Commissioners' Court.

Dusty Kilgore, County Judge

Gary "Pete" Jackson, Comm. Precinct 1



Tommy Owens, Comm. Precinct 2

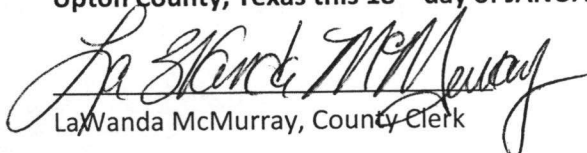


Mike Smart, Comm. Precinct 3



Gary Wolfe, Comm. Precinct 4

Witness my hand and the seal of the Commissioners' Court of
Upton County, Texas this 18TH day of JANUARY, 2022



LaWanda McMurray, County Clerk



November, 2021 Investments

FUND	Beginning Investments	Ending Investment	Ending Interest
TXPOOL OPERATING FUND	27,936,051.41	23,390,323.20	804.97
TXPOOL BLDG.&FLEET	3,665,482.03	6,443,080.36	145.60
FSB ICS	3,017,400.54	3,017,425.31	24.77
TXPOOL EBT	1,882,660.26	1,782,717.81	57.55
TXPOOL I&S	1,079.28	1,079.28	-
TOTAL	36,502,673.52	34,634,625.96	1,032.89



Upton County, TX

Treasurers Report Summary

Date Range: 11/01/2021 - 11/30/2021

Fund	Beginning Cash Balance	Revenues	Expenses	Net Change Assets	Net Change Liabilities	Calculated Ending Balance	Actual Ending Balance	Calculated - Actual Ending
01 - GENERAL FUND	30,855,846.57	148,030.01	4,462,750.52	-4,314,720.51	-4,314,720.51	35,170,567.08	26,541,126.06	8,629,441.02
02 - UPTON COUNTY CONSTRUCTION FUND	0.00	0.00	0.00	0.00	0.00	0.00	0.00	0.00
04 - STATE FUNDS	-2,964.48	1,171.03	0.00	1,171.03	1,171.03	-4,135.51	-1,793.45	-2,342.06
05 - CRIMESTOPPERS FUND	1,572.79	0.00	0.00	0.00	0.00	1,572.79	1,572.79	0.00
06 - LAW ENFORCEMENT EDUCATION	12,752.75	0.00	0.00	0.00	0.00	12,752.75	12,752.75	0.00
07 - COUNTY SPECIALTY COURT	0.00	0.00	0.00	0.00	0.00	0.00	0.00	0.00
08 - TRUANCY PREVENTION & DIVERSION FUND	0.00	5.00	0.00	0.00	0.00	5.00	0.00	5.00
09 - HAVA GRANT	0.00	1.20	0.00	0.00	0.00	1.20	0.00	1.20
10 - AMERICAN RESCUE PLAN 2021	0.00	5.59	0.00	0.00	0.00	5.59	0.00	5.59
12 - INTEREST/SINKING FUND	8,943.10	426.47	0.00	426.47	426.47	8,516.63	9,369.57	-852.94
14 - BUILDING FLEET FUND	3,383,609.42	3,064,551.90	286,953.57	2,777,598.33	2,777,598.33	606,011.09	6,161,207.75	-5,555,196.66
15 - EMPLOYEES' BENEFIT TRUST	1,930,133.45	14,249.89	182,827.92	-168,578.03	-168,578.03	2,098,711.48	1,761,555.42	337,156.06
16 - ATTORNEY ADMIN FUND	6,513.81	0.00	0.00	0.00	0.00	6,513.81	6,513.81	0.00
17 - UPTON/REAGAN JUVENILE PROBATION FUND	281,305.85	61,281.52	13,567.41	47,714.11	47,714.11	233,591.74	329,019.96	-95,428.22
18 - CLERK'S RECORD MANAGEMENT FUND	196,699.48	2,855.00	0.00	2,855.00	2,855.00	193,844.48	199,554.48	-5,710.00
19 - SHERIFF'S AUCTION FUND	14,273.12	0.00	0.00	0.00	0.00	14,273.12	14,273.12	0.00
20 - SHERIFF'S CASH BOND TRUST	77,801.00	0.00	3,000.00	-3,000.00	-3,000.00	80,801.00	74,801.00	6,000.00
22 - RECORDS MGT/PRESERVATION	44,412.49	135.00	0.00	135.00	135.00	44,277.49	44,547.49	-270.00
23 - 911	27,817.35	0.00	0.00	0.00	0.00	27,817.35	27,817.35	0.00
24 - SHERIFF'S SEIZURE FUND	1,752.87	0.00	0.00	0.00	0.00	1,752.87	1,752.87	0.00
25 - SECURITY FEE	58,969.07	392.56	0.00	392.56	392.56	58,576.51	59,361.63	-785.12
26 - JUSTICES OF THE PEACE	3,239.29	8,631.76	0.00	8,631.76	8,631.76	-5,392.47	11,871.05	-17,263.52
27 - JP TECHNOLOGY FUND	37,050.03	0.00	0.00	0.00	0.00	37,050.03	37,050.03	0.00
28 - TERTIARY ACCOUNT	1,144.00	0.00	0.00	0.00	0.00	1,144.00	1,144.00	0.00
29 - SHERIFF GRANT REVENUE	4,028.32	0.00	0.00	0.00	0.00	4,028.32	4,028.32	0.00
31 - PRE TRIAL INTERVENTION	14,280.51	916.66	0.00	916.66	916.66	13,363.85	15,197.17	-1,833.32
32 - COUNTY CLERK ARCHIVE FUND	293,339.00	2,857.00	0.00	2,857.00	2,857.00	290,482.00	296,196.00	-5,714.00
98 - TREASURER'S SPECIAL	0.00	0.00	0.00	0.00	0.00	0.00	0.00	0.00
99 - POOLED CASH FUND	-5,122.22	0.00	0.00	-150.83	-150.83	-4,820.56	-5,273.05	452.49
Report Total:	37,247,397.57	3,305,510.59	4,949,099.42	-1,643,751.45	-1,643,751.45	38,891,311.64	35,603,646.12	3,287,665.52



Upton County, TX

Cash Analysis Report

Daily Detail

Date Range: 11/01/2021 - 11/30/2021

Day	Bank Drafts	Checks	Deposits	EFTs	SVC Charges	Interest	Misc / None	Net Change	Balance
01-1000 - CASH								Beginning Balance:	0.00
01-1010 - Claim On Cash								Beginning Balance:	30,804,815.83
11/01/2021	0.00	0.00	0.00	0.00	0.00	0.00	-87,744.03	-87,744.03	30,717,071.80
11/02/2021	0.00	0.00	0.00	0.00	0.00	0.00	40,625.49	40,625.49	30,757,697.29
11/03/2021	0.00	0.00	0.00	0.00	0.00	0.00	135.82	135.82	30,757,833.11
11/04/2021	0.00	0.00	0.00	0.00	0.00	0.00	-181,751.56	-181,751.56	30,576,081.55
11/05/2021	0.00	0.00	0.00	0.00	0.00	0.00	-27,863.27	-27,863.27	30,548,218.28
11/08/2021	0.00	0.00	0.00	0.00	0.00	0.00	10,781.01	10,781.01	30,558,999.29
11/09/2021	0.00	0.00	0.00	0.00	0.00	0.00	-398,258.28	-398,258.28	30,160,741.01
11/10/2021	0.00	0.00	0.00	0.00	0.00	0.00	-192,792.82	-192,792.82	29,967,948.19
11/12/2021	0.00	0.00	0.00	0.00	0.00	0.00	700.00	700.00	29,968,648.19
11/15/2021	0.00	0.00	0.00	0.00	0.00	0.00	-81,277.14	-81,277.14	29,887,371.05
11/16/2021	0.00	0.00	0.00	0.00	0.00	0.00	1,452.00	1,452.00	29,888,823.05
11/17/2021	0.00	0.00	0.00	0.00	0.00	0.00	1,450.00	1,450.00	29,890,273.05
11/18/2021	0.00	0.00	0.00	0.00	0.00	0.00	-321,062.00	-321,062.00	29,569,211.05
11/19/2021	0.00	0.00	0.00	0.00	0.00	0.00	-3,112,356.32	-3,112,356.32	26,456,854.73
11/22/2021	0.00	0.00	0.00	0.00	0.00	0.00	7,294.04	7,294.04	26,464,148.77
11/23/2021	0.00	0.00	0.00	0.00	0.00	0.00	948.71	948.71	26,465,097.48
11/29/2021	0.00	0.00	0.00	0.00	0.00	0.00	9,495.00	9,495.00	26,474,592.48
11/30/2021	0.00	0.00	0.00	0.00	0.00	0.00	15,352.01	15,352.01	26,489,944.49
	0.00	0.00	0.00	0.00	0.00	0.00	-4,314,871.34	-4,314,871.34	26,489,944.49
							01-1010 Average Daily Balance:		28,728,014.43
01-1017 - Due From Fund 17								Beginning Balance:	0.00
01-1020 - Due From JP FUND								Beginning Balance:	17,665.92
01-1021 - DUE FROM CLERK								Beginning Balance:	10,385.13
01-1022 - Due From TAC								Beginning Balance:	10,933.62
01-1023 - Due From STATE FEE FUND								Beginning Balance:	7,712.71
01-1025 - Due From SHERIFF								Beginning Balance:	0.00
01-1026 - Due From JP TERTIARY FUND								Beginning Balance:	1,717.15
01-1030 - DUE FROM STATE								Beginning Balance:	0.00
01-2000 - ACCOUNTS PAYABLE								Beginning Balance:	0.00
01-2020 - Accounts Payable Pending - Pool								Beginning Balance:	2,616.21
11/01/2021	0.00	0.00	0.00	0.00	0.00	0.00	1,192.00	1,192.00	3,808.21
11/04/2021	0.00	0.00	0.00	0.00	0.00	0.00	-83,659.99	-83,659.99	-79,851.78
11/05/2021	0.00	0.00	0.00	0.00	0.00	0.00	44,819.67	44,819.67	-35,032.11
11/09/2021	0.00	0.00	0.00	0.00	0.00	0.00	-278,636.44	-278,636.44	-313,668.55
11/10/2021	0.00	0.00	0.00	0.00	0.00	0.00	188,974.30	188,974.30	-124,694.25
11/15/2021	0.00	0.00	0.00	0.00	0.00	0.00	150.83	150.83	-124,543.42
11/18/2021	0.00	0.00	0.00	0.00	0.00	0.00	79,360.44	79,360.44	-45,182.98
11/19/2021	0.00	0.00	0.00	0.00	0.00	0.00	47,950.02	47,950.02	2,767.04
11/23/2021	0.00	0.00	0.00	0.00	0.00	0.00	0.00	0.00	2,767.04
	0.00	0.00	0.00	0.00	0.00	0.00	150.83	150.83	2,767.04
							01-2020 Average Daily Balance:		-51,043.47
01-2100 - FICA TAXES PAYABLE								Beginning Balance:	0.00
11/04/2021	0.00	0.00	0.00	0.00	0.00	0.00	0.00	0.00	0.00
11/09/2021	0.00	0.00	0.00	0.00	0.00	0.00	0.00	0.00	0.00
11/18/2021	0.00	0.00	0.00	0.00	0.00	0.00	0.00	0.00	0.00
	0.00	0.00	0.00	0.00	0.00	0.00	0.00	0.00	0.00
							01-2100 Average Daily Balance:		0.00
01-2105 - WITHHOLDING PAYABLE								Beginning Balance:	0.00
11/04/2021	0.00	0.00	0.00	0.00	0.00	0.00	0.00	0.00	0.00
11/09/2021	0.00	0.00	0.00	0.00	0.00	0.00	0.00	0.00	0.00

Cash Analysis Report

Date Range: 11/01/2021 - 11/30/2021

Day	Bank Drafts	Checks	Deposits	EFTs	SVC Charges	Interest	Misc / None	Net Change	Balance
11/18/2021	0.00	0.00	0.00	0.00	0.00	0.00	0.00	0.00	0.00
	0.00	0.00	0.00	0.00	0.00	0.00	0.00	0.00	0.00
							01-2105 Average Daily Balance:		0.00
01-2110 - RETIREMENT PAYABLE								Beginning Balance:	0.00
11/04/2021	0.00	0.00	0.00	0.00	0.00	0.00	0.00	0.00	0.00
11/09/2021	0.00	0.00	0.00	0.00	0.00	0.00	0.00	0.00	0.00
11/18/2021	0.00	0.00	0.00	0.00	0.00	0.00	0.00	0.00	0.00
	0.00	0.00	0.00	0.00	0.00	0.00	0.00	0.00	0.00
							01-2110 Average Daily Balance:		0.00
01-2120 - DEPENDENT HEALTH								Beginning Balance:	0.00
11/04/2021	0.00	0.00	0.00	0.00	0.00	0.00	0.00	0.00	0.00
11/18/2021	0.00	0.00	0.00	0.00	0.00	0.00	0.00	0.00	0.00
	0.00	0.00	0.00	0.00	0.00	0.00	0.00	0.00	0.00
							01-2120 Average Daily Balance:		0.00
01-2125 - DEFERRED COMPENSATION								Beginning Balance:	0.00
11/04/2021	0.00	0.00	0.00	0.00	0.00	0.00	0.00	0.00	0.00
11/18/2021	0.00	0.00	0.00	0.00	0.00	0.00	0.00	0.00	0.00
	0.00	0.00	0.00	0.00	0.00	0.00	0.00	0.00	0.00
							01-2125 Average Daily Balance:		0.00
01-2130 - CREDIT UNION								Beginning Balance:	0.00
01-2135 - LEGALSHIELD								Beginning Balance:	0.00
11/04/2021	0.00	0.00	0.00	0.00	0.00	0.00	0.00	0.00	0.00
11/18/2021	0.00	0.00	0.00	0.00	0.00	0.00	0.00	0.00	0.00
	0.00	0.00	0.00	0.00	0.00	0.00	0.00	0.00	0.00
							01-2135 Average Daily Balance:		0.00
01-2140 - CHILD SUPPORT								Beginning Balance:	0.00
11/04/2021	0.00	0.00	0.00	0.00	0.00	0.00	0.00	0.00	0.00
11/18/2021	0.00	0.00	0.00	0.00	0.00	0.00	0.00	0.00	0.00
	0.00	0.00	0.00	0.00	0.00	0.00	0.00	0.00	0.00
							01-2140 Average Daily Balance:		0.00
01-2145 - Vision Insurance								Beginning Balance:	0.00
11/04/2021	0.00	0.00	0.00	0.00	0.00	0.00	0.00	0.00	0.00
11/18/2021	0.00	0.00	0.00	0.00	0.00	0.00	0.00	0.00	0.00
	0.00	0.00	0.00	0.00	0.00	0.00	0.00	0.00	0.00
							01-2145 Average Daily Balance:		0.00
01-2150 - Cigna Life Insurance								Beginning Balance:	0.00
01-2155 - Washington National								Beginning Balance:	0.00
11/04/2021	0.00	0.00	0.00	0.00	0.00	0.00	0.00	0.00	0.00
11/18/2021	0.00	0.00	0.00	0.00	0.00	0.00	0.00	0.00	0.00
	0.00	0.00	0.00	0.00	0.00	0.00	0.00	0.00	0.00
							01-2155 Average Daily Balance:		0.00
01-2160 - AFLAC								Beginning Balance:	0.00
11/04/2021	0.00	0.00	0.00	0.00	0.00	0.00	0.00	0.00	0.00
11/18/2021	0.00	0.00	0.00	0.00	0.00	0.00	0.00	0.00	0.00
	0.00	0.00	0.00	0.00	0.00	0.00	0.00	0.00	0.00
							01-2160 Average Daily Balance:		0.00
01-9999 - PY Correction Payable								Beginning Balance:	0.00
02-1000 - CASH								Beginning Balance:	0.00
04-1000 - CASH								Beginning Balance:	0.00
04-1010 - Claim On Cash								Beginning Balance:	-2,186.72
11/04/2021	0.00	0.00	0.00	0.00	0.00	0.00	15.00	15.00	-2,171.72
11/15/2021	0.00	0.00	0.00	0.00	0.00	0.00	30.00	30.00	-2,141.72

Cash Analysis Report

Date Range: 11/01/2021 - 11/30/2021

Day	Bank Drafts	Checks	Deposits	EFTs	SVC Charges	Interest	Misc / None	Net Change	Balance
11/16/2021	0.00	0.00	0.00	0.00	0.00	0.00	30.00	30.00	-2,111.72
11/17/2021	0.00	0.00	0.00	0.00	0.00	0.00	15.00	15.00	-2,096.72
11/23/2021	0.00	0.00	0.00	0.00	0.00	0.00	1,081.03	1,081.03	-1,015.69
	0.00	0.00	0.00	0.00	0.00	0.00	1,171.03	1,171.03	-1,015.69
04-1010 Average Daily Balance:									-1,846.95
04-1020 - Due From JP FUND									Beginning Balance: 29,282.81
04-1021 - DUE FROM CLERK									Beginning Balance: 1,154.85
04-2000 - ACCOUNTS PAYABLE									Beginning Balance: 0.00
04-2020 - Accounts Payable Pending - Pool									Beginning Balance: 0.00
04-2029 - DUE TO GENERAL FUND									Beginning Balance: -7,712.71
04-2038 - DUE TO STATE OR OTHERS									Beginning Balance: -23,502.71
05-1000 - CASH									Beginning Balance: 0.00
05-1010 - Claim On Cash									Beginning Balance: 1,572.79
05-2000 - ACCOUNTS PAYABLE									Beginning Balance: 0.00
05-2020 - Accounts Payable Pending - Pool									Beginning Balance: 0.00
06-1000 - CASH									Beginning Balance: 0.00
06-1010 - Claim On Cash									Beginning Balance: 12,752.75
06-2000 - ACCOUNTS PAYABLE									Beginning Balance: 0.00
06-2020 - Accounts Payable Pending - Pool									Beginning Balance: 0.00
12-1000 - CASH									Beginning Balance: 8,943.10
11/05/2021	0.00	0.00	426.47	0.00	0.00	0.00	0.00	426.47	9,369.57
	0.00	0.00	426.47	0.00	0.00	0.00	0.00	426.47	9,369.57
12-1000 Average Daily Balance:									9,312.71
12-2000 - ACCOUNTS PAYABLE									Beginning Balance: 0.00
12-2020 - Accounts Payable Pending - Pool									Beginning Balance: 0.00
14-1000 - CASH									Beginning Balance: 0.00
14-1010 - Claim On Cash									Beginning Balance: 3,373,969.40
11/04/2021	0.00	0.00	0.00	0.00	0.00	0.00	-286,953.57	-286,953.57	3,087,015.83
11/19/2021	0.00	0.00	0.00	0.00	0.00	0.00	3,064,406.30	3,064,406.30	6,151,422.13
11/30/2021	0.00	0.00	0.00	0.00	0.00	0.00	145.60	145.60	6,151,567.73
	0.00	0.00	0.00	0.00	0.00	0.00	2,777,598.33	2,777,598.33	6,151,567.73
14-1010 Average Daily Balance:									4,341,478.56
14-1024 - Due From I&S									Beginning Balance: 9,640.02
14-2000 - ACCOUNTS PAYABLE									Beginning Balance: 0.00
14-2020 - Accounts Payable Pending - Pool									Beginning Balance: 0.00
11/04/2021	0.00	0.00	0.00	0.00	0.00	0.00	0.00	0.00	0.00
	0.00	0.00	0.00	0.00	0.00	0.00	0.00	0.00	0.00
14-2020 Average Daily Balance:									0.00
15-1000 - CASH									Beginning Balance: 1,930,133.45
11/01/2021	0.00	0.00	4,669.09	0.00	0.00	0.00	0.00	4,669.09	1,934,802.54
11/04/2021	0.00	-5,196.20	0.00	0.00	0.00	0.00	0.00	-5,196.20	1,929,606.34
11/09/2021	0.00	-19,085.79	0.00	0.00	0.00	0.00	0.00	-19,085.79	1,910,520.55
11/10/2021	0.00	-61,496.39	0.00	0.00	0.00	0.00	0.00	-61,496.39	1,849,024.16
11/15/2021	0.00	-15,590.45	0.00	0.00	0.00	0.00	0.00	-15,590.45	1,833,433.71
11/18/2021	0.00	-60,000.00	9,480.00	0.00	0.00	0.00	0.00	-50,520.00	1,782,913.71
11/22/2021	0.00	0.00	40.00	0.00	0.00	0.00	0.00	40.00	1,782,953.71
11/23/2021	0.00	-263.73	0.00	0.00	0.00	0.00	0.00	-263.73	1,782,689.98
11/29/2021	0.00	-21,195.36	0.00	0.00	0.00	0.00	0.00	-21,195.36	1,761,494.62
11/30/2021	0.00	0.00	0.00	0.00	0.00	60.80	0.00	60.80	1,761,555.42
	0.00	-182,827.92	14,189.09	0.00	0.00	60.80	0.00	-168,578.03	1,761,555.42
15-1000 Average Daily Balance:									1,841,406.01
15-1001 - DUE FROM FUND 01									Beginning Balance: 0.00
15-1017 - DUE FROM FUND '17									Beginning Balance: 0.00
15-2000 - ACCOUNTS PAYABLE									Beginning Balance: 0.00
11/10/2021	0.00	0.00	0.00	0.00	0.00	0.00	0.00	0.00	0.00
11/18/2021	0.00	0.00	0.00	0.00	0.00	0.00	0.00	0.00	0.00

Cash Analysis Report

Date Range: 11/01/2021 - 11/30/2021

Day	Bank Drafts	Checks	Deposits	EFTs	SVC Charges	Interest	Misc / None	Net Change	Balance	
11/23/2021	0.00	0.00	0.00	0.00	0.00	0.00	0.00	0.00	0.00	
	0.00	0.00	0.00	0.00	0.00	0.00	0.00	0.00	0.00	
15-2000 Average Daily Balance:									0.00	
16-1000 - CASH									Beginning Balance:	0.00
16-1010 - Claim On Cash									Beginning Balance:	6,513.81
16-2000 - ACCOUNTS PAYABLE									Beginning Balance:	0.00
16-2020 - Accounts Payable Pending - Pool									Beginning Balance:	0.00
17-1000 - CASH									Beginning Balance:	281,142.13
11/04/2021	0.00	-270.77	0.00	-2,468.18	0.00	0.00	0.00	-2,738.95	278,403.18	
11/05/2021	-925.42	0.00	0.00	0.00	0.00	0.00	0.00	-925.42	277,477.76	
11/10/2021	0.00	-1,056.00	0.00	0.00	0.00	0.00	0.00	-1,056.00	276,421.76	
11/16/2021	0.00	0.00	7,029.00	0.00	0.00	0.00	0.00	7,029.00	283,450.76	
11/18/2021	0.00	-704.12	0.00	-3,659.08	0.00	0.00	0.00	-4,363.20	279,087.56	
11/19/2021	-925.42	-3,558.42	0.00	0.00	0.00	0.00	0.00	-4,483.84	274,603.72	
11/30/2021	0.00	0.00	54,241.00	0.00	0.00	11.52	0.00	54,252.52	328,856.24	
	-1,850.84	-5,589.31	61,270.00	-6,127.26	0.00	11.52	0.00	47,714.11	328,856.24	
17-1000 Average Daily Balance:									278,774.51	
17-1001 - Due From General Fund									Beginning Balance:	0.00
17-1100 - DUE FROM TJJD									Beginning Balance:	0.00
17-2000 - ACCOUNTS PAYABLE									Beginning Balance:	-123.40
11/04/2021	0.00	0.00	0.00	0.00	0.00	0.00	-1,872.93	-1,872.93	-1,996.33	
11/05/2021	0.00	0.00	0.00	0.00	0.00	0.00	925.42	925.42	-1,070.91	
11/10/2021	0.00	0.00	0.00	0.00	0.00	0.00	0.00	0.00	-1,070.91	
11/18/2021	0.00	0.00	0.00	0.00	0.00	0.00	22.09	22.09	-1,048.82	
11/19/2021	0.00	0.00	0.00	0.00	0.00	0.00	925.42	925.42	-123.40	
	0.00	0.00	0.00	0.00	0.00	0.00	0.00	0.00	-123.40	
17-2000 Average Daily Balance:									-627.27	
17-2100 - FICA TAXES PAYABLE									Beginning Balance:	0.00
11/04/2021	0.00	0.00	0.00	0.00	0.00	0.00	0.00	0.00	0.00	
11/18/2021	0.00	0.00	0.00	0.00	0.00	0.00	0.00	0.00	0.00	
	0.00	0.00	0.00	0.00	0.00	0.00	0.00	0.00	0.00	
17-2100 Average Daily Balance:									0.00	
17-2105 - WITHHOLDING PAYABLE									Beginning Balance:	0.00
11/04/2021	0.00	0.00	0.00	0.00	0.00	0.00	0.00	0.00	0.00	
11/18/2021	0.00	0.00	0.00	0.00	0.00	0.00	0.00	0.00	0.00	
	0.00	0.00	0.00	0.00	0.00	0.00	0.00	0.00	0.00	
17-2105 Average Daily Balance:									0.00	
17-2110 - RETIREMENT PAYABLE									Beginning Balance:	0.00
11/04/2021	0.00	0.00	0.00	0.00	0.00	0.00	0.00	0.00	0.00	
11/18/2021	0.00	0.00	0.00	0.00	0.00	0.00	0.00	0.00	0.00	
	0.00	0.00	0.00	0.00	0.00	0.00	0.00	0.00	0.00	
17-2110 Average Daily Balance:									0.00	
17-2120 - DEPENDENT HEALTH									Beginning Balance:	0.00
11/04/2021	0.00	0.00	0.00	0.00	0.00	0.00	0.00	0.00	0.00	
11/18/2021	0.00	0.00	0.00	0.00	0.00	0.00	0.00	0.00	0.00	
	0.00	0.00	0.00	0.00	0.00	0.00	0.00	0.00	0.00	
17-2120 Average Daily Balance:									0.00	
17-2125 - DEFERRED COMPENSATION									Beginning Balance:	0.00
17-2130 - CREDIT UNION									Beginning Balance:	0.00
17-2135 - LEGALSHIELD									Beginning Balance:	0.00
17-2140 - CHILD SUPPORT									Beginning Balance:	0.00
17-2145 - Vision									Beginning Balance:	0.00
11/04/2021	0.00	0.00	0.00	0.00	0.00	0.00	0.00	0.00	0.00	

Cash Analysis Report

Date Range: 11/01/2021 - 11/30/2021

Day	Bank Drafts	Checks	Deposits	EFTs	SVC Charges	Interest	Misc / None	Net Change	Balance	
11/18/2021	0.00	0.00	0.00	0.00	0.00	0.00	0.00	0.00	0.00	
	0.00	0.00	0.00	0.00	0.00	0.00	0.00	0.00	0.00	
17-2145 Average Daily Balance:									0.00	
									Beginning Balance:	0.00
									Beginning Balance:	0.00
17-2150 - Cigna Life Insurance										
17-2155 - Washington Nat'l										
11/04/2021	0.00	0.00	0.00	0.00	0.00	0.00	0.00	0.00	0.00	
11/18/2021	0.00	0.00	0.00	0.00	0.00	0.00	0.00	0.00	0.00	
	0.00	0.00	0.00	0.00	0.00	0.00	0.00	0.00	0.00	
17-2155 Average Daily Balance:									0.00	
									Beginning Balance:	0.00
									Beginning Balance:	0.00
17-2160 - AFLAC										
17-2200 - PY Wages Payable										
11/04/2021	0.00	0.00	0.00	0.00	0.00	0.00	0.00	0.00	0.00	
11/18/2021	0.00	0.00	0.00	0.00	0.00	0.00	0.00	0.00	0.00	
	0.00	0.00	0.00	0.00	0.00	0.00	0.00	0.00	0.00	
17-2200 Average Daily Balance:									0.00	
									Beginning Balance:	287.12
17-9999 - PY Correction Payable										
18-1000 - CASH										
18-1010 - Claim On Cash										
11/23/2021	0.00	0.00	0.00	0.00	0.00	0.00	2,855.00	2,855.00	194,409.48	
	0.00	0.00	0.00	0.00	0.00	0.00	2,855.00	2,855.00	197,264.48	
18-1010 Average Daily Balance:									195,170.81	
									Beginning Balance:	2,290.00
18-1021 - DUE FROM CLERK										
18-2000 - ACCOUNTS PAYABLE										
18-2020 - Accounts Payable Pending - Pool										
19-1010 - Claim On Cash										
19-2000 - ACCOUNTS PAYABLE										
19-2020 - Accounts Payable Pending - Pool										
20-1000 - CASH										
20-1010 - Claim On Cash										
11/01/2021	0.00	0.00	0.00	0.00	0.00	0.00	-3,000.00	-3,000.00	74,801.00	
	0.00	0.00	0.00	0.00	0.00	0.00	-3,000.00	-3,000.00	74,801.00	
20-1010 Average Daily Balance:									74,801.00	
									Beginning Balance:	0.00
20-2000 - ACCOUNTS PAYABLE										
20-2020 - Accounts Payable Pending - Pool										
11/01/2021	0.00	0.00	0.00	0.00	0.00	0.00	0.00	0.00	0.00	
	0.00	0.00	0.00	0.00	0.00	0.00	0.00	0.00	0.00	
20-2020 Average Daily Balance:									0.00	
									Beginning Balance:	0.00
22-1000 - CASH										
22-1010 - Claim On Cash										
11/23/2021	0.00	0.00	0.00	0.00	0.00	0.00	135.00	135.00	44,237.49	
	0.00	0.00	0.00	0.00	0.00	0.00	135.00	135.00	44,372.49	
22-1010 Average Daily Balance:									44,273.49	
									Beginning Balance:	175.00
22-1021 - DUE FROM CLERK										
22-2000 - ACCOUNTS PAYABLE										
22-2020 - Accounts Payable Pending - Pool										
23-1010 - Claim On Cash										
23-2000 - ACCOUNTS PAYABLE										
23-2020 - Accounts Payable Pending - Pool										
24-1000 - CASH										
24-1010 - Claim On Cash										
24-2000 - ACCOUNTS PAYABLE										
24-2020 - Accounts Payable Pending - Pool										
25-1000 - CASH										

Cash Analysis Report

Date Range: 11/01/2021 - 11/30/2021

Day	Bank Drafts	Checks	Deposits	EFTs	SVC Charges	Interest	Misc / None	Net Change	Balance	
25-1010 - Claim On Cash									Beginning Balance:	57,932.49
11/23/2021	0.00	0.00	0.00	0.00	0.00	0.00	392.56	392.56	58,325.05	
	0.00	0.00	0.00	0.00	0.00	0.00	392.56	392.56	58,325.05	
25-1010 Average Daily Balance:									58,037.17	
25-1020 - Due From JP FUND									Beginning Balance:	745.58
25-1021 - DUE FROM CLERK									Beginning Balance:	291.00
25-2000 - ACCOUNTS PAYABLE									Beginning Balance:	0.00
25-2020 - Accounts Payable Pending - Pool									Beginning Balance:	0.00
26-1000 - CASH									Beginning Balance:	0.00
26-1010 - Claim On Cash									Beginning Balance:	52,376.81
11/01/2021	0.00	0.00	0.00	0.00	0.00	0.00	40.00	40.00	52,416.81	
11/03/2021	0.00	0.00	0.00	0.00	0.00	0.00	140.50	140.50	52,557.31	
11/05/2021	0.00	0.00	0.00	0.00	0.00	0.00	1,054.86	1,054.86	53,612.17	
11/08/2021	0.00	0.00	0.00	0.00	0.00	0.00	773.00	773.00	54,385.17	
11/09/2021	0.00	0.00	0.00	0.00	0.00	0.00	947.00	947.00	55,332.17	
11/12/2021	0.00	0.00	0.00	0.00	0.00	0.00	257.00	257.00	55,589.17	
11/16/2021	0.00	0.00	0.00	0.00	0.00	0.00	1,427.00	1,427.00	57,016.17	
11/17/2021	0.00	0.00	0.00	0.00	0.00	0.00	282.00	282.00	57,298.17	
11/18/2021	0.00	0.00	0.00	0.00	0.00	0.00	606.60	606.60	57,904.77	
11/19/2021	0.00	0.00	0.00	0.00	0.00	0.00	50.00	50.00	57,954.77	
11/29/2021	0.00	0.00	0.00	0.00	0.00	0.00	2,433.80	2,433.80	60,388.57	
11/30/2021	0.00	0.00	0.00	0.00	0.00	0.00	620.00	620.00	61,008.57	
	0.00	0.00	0.00	0.00	0.00	0.00	8,631.76	8,631.76	61,008.57	
26-1010 Average Daily Balance:									56,222.90	
26-2000 - ACCOUNTS PAYABLE									Beginning Balance:	0.00
26-2020 - Accounts Payable Pending - Pool									Beginning Balance:	0.00
26-2026 - DUE TO JP TERTIARY FUND									Beginning Balance:	-822.00
26-2029 - DUE TO GENERA FUND									Beginning Balance:	-17,665.92
26-2030 - DUE TO CHS SECURITY FUND									Beginning Balance:	-745.58
26-2031 - DUE TO JP TECHNOLOGY FUND									Beginning Balance:	-621.21
26-2032 - DUE TO PRETRIAL INTERVENTION									Beginning Balance:	0.00
26-2035 - DUE TO STATE FEE FUND									Beginning Balance:	-29,282.81
27-1000 - CASH									Beginning Balance:	0.00
27-1010 - Claim On Cash									Beginning Balance:	36,428.82
27-1020 - DUE FROM JP FUND									Beginning Balance:	621.21
27-2000 - ACCOUNTS PAYABLE									Beginning Balance:	0.00
27-2020 - Accounts Payable Pending - Pool									Beginning Balance:	0.00
28-1000 - CASH									Beginning Balance:	0.00
28-1010 - Claim On Cash									Beginning Balance:	2,763.40
28-1020 - DUE FROM JP FUND									Beginning Balance:	822.00
28-2000 - ACCOUNTS PAYABLE									Beginning Balance:	0.00
28-2020 - Accounts Payable Pending - Pool									Beginning Balance:	0.00
28-2029 - DUE TO GENERA FUND									Beginning Balance:	-1,717.15
28-2037 - DUE TO STATE									Beginning Balance:	-724.25
29-1010 - Claim On Cash									Beginning Balance:	4,028.32
31-1010 - Claim On Cash									Beginning Balance:	14,280.51
11/16/2021	0.00	0.00	0.00	0.00	0.00	0.00	116.66	116.66	14,397.17	
11/19/2021	0.00	0.00	0.00	0.00	0.00	0.00	400.00	400.00	14,797.17	
11/29/2021	0.00	0.00	0.00	0.00	0.00	0.00	400.00	400.00	15,197.17	
	0.00	0.00	0.00	0.00	0.00	0.00	916.66	916.66	15,197.17	
31-1010 Average Daily Balance:									14,525.51	
31-1020 - Due From JP Fund									Beginning Balance:	0.00
32-1010 - Claim On Cash									Beginning Balance:	291,025.00
11/23/2021	0.00	0.00	0.00	0.00	0.00	0.00	2,857.00	2,857.00	293,882.00	
	0.00	0.00	0.00	0.00	0.00	0.00	2,857.00	2,857.00	293,882.00	
32-1010 Average Daily Balance:									291,786.87	
32-1021 - DUE FROM CLERK									Beginning Balance:	2,314.00

Cash Analysis Report

Date Range: 11/01/2021 - 11/30/2021

Day	Bank Drafts	Checks	Deposits	EFTs	SVC Charges	Interest	Misc / None	Net Change	Balance
98-1010 - Claim On Cash								Beginning Balance:	0.00
99-1001 - Due From 01								Beginning Balance:	-5,122.22
11/01/2021	0.00	0.00	0.00	0.00	0.00	0.00	-1,192.00	-1,192.00	-6,314.22
11/04/2021	0.00	0.00	0.00	0.00	0.00	0.00	83,659.99	83,659.99	77,345.77
11/05/2021	0.00	0.00	0.00	0.00	0.00	0.00	-44,819.67	-44,819.67	32,526.10
11/09/2021	0.00	0.00	0.00	0.00	0.00	0.00	278,636.44	278,636.44	311,162.54
11/10/2021	0.00	0.00	0.00	0.00	0.00	0.00	-188,974.30	-188,974.30	122,188.24
11/15/2021	0.00	0.00	0.00	0.00	0.00	0.00	-150.83	-150.83	122,037.41
11/18/2021	0.00	0.00	0.00	0.00	0.00	0.00	-79,360.44	-79,360.44	42,676.97
11/19/2021	0.00	0.00	0.00	0.00	0.00	0.00	-47,950.02	-47,950.02	-5,273.05
11/23/2021	0.00	0.00	0.00	0.00	0.00	0.00	0.00	0.00	-5,273.05
	0.00	0.00	0.00	0.00	0.00	0.00	-150.83	-150.83	-5,273.05
								99-1001 Average Daily Balance:	48,537.46
99-1004 - Due From 04								Beginning Balance:	0.00
99-1005 - Due From 05								Beginning Balance:	0.00
99-1006 - Due From 06								Beginning Balance:	0.00
99-1012 - Due From 12								Beginning Balance:	0.00
99-1014 - Due From 14								Beginning Balance:	0.00
11/04/2021	0.00	0.00	0.00	0.00	0.00	0.00	0.00	0.00	0.00
	0.00	0.00	0.00	0.00	0.00	0.00	0.00	0.00	0.00
								99-1014 Average Daily Balance:	0.00
99-1016 - Due From 16								Beginning Balance:	0.00
99-1017 - Due From Fund 17								Beginning Balance:	0.00
99-1018 - Due From 18								Beginning Balance:	0.00
99-1019 - Due From 19								Beginning Balance:	0.00
99-1020 - Due From 20								Beginning Balance:	0.00
11/01/2021	0.00	0.00	0.00	0.00	0.00	0.00	0.00	0.00	0.00
	0.00	0.00	0.00	0.00	0.00	0.00	0.00	0.00	0.00
								99-1020 Average Daily Balance:	0.00
99-1022 - Due From 22								Beginning Balance:	0.00
99-1023 - Due From 23								Beginning Balance:	0.00
99-1024 - Due From 24								Beginning Balance:	0.00
99-1025 - Due From 25								Beginning Balance:	0.00
99-1026 - Due From 26								Beginning Balance:	0.00
99-1027 - Due From 27								Beginning Balance:	0.00
99-1028 - Due From 28								Beginning Balance:	0.00
99-1029 - due from 29								Beginning Balance:	0.00
99-1031 - Due From 31								Beginning Balance:	0.00
99-1032 - Due From 32								Beginning Balance:	0.00
99-1098 - Due From 98								Beginning Balance:	0.00

Fund Sun

Fund	Beginning Balance	Net Change	Ending Balance
01	30,855,846.57	-4,314,720.51	26,541,126.06
02	0.00	0.00	0.00
04	-2,964.48	1,171.03	-1,793.45
05	1,572.79	0.00	1,572.79
06	12,752.75	0.00	12,752.75
12	8,943.10	426.47	9,369.57
14	3,383,609.42	2,777,598.33	6,161,207.75
15	1,930,133.45	-168,578.03	1,761,555.42
16	6,513.81	0.00	6,513.81
17	281,305.85	47,714.11	329,019.96
18	196,699.48	2,855.00	199,554.48
19	14,273.12	0.00	14,273.12
20	77,801.00	-3,000.00	74,801.00
22	44,412.49	135.00	44,547.49
23	27,817.35	0.00	27,817.35
24	1,752.87	0.00	1,752.87
25	58,969.07	392.56	59,361.63
26	3,239.29	8,631.76	11,871.05
27	37,050.03	0.00	37,050.03
28	1,144.00	0.00	1,144.00
29	4,028.32	0.00	4,028.32
31	14,280.51	916.66	15,197.17
32	293,339.00	2,857.00	296,196.00
98	0.00	0.00	0.00
99	-5,122.22	-150.83	-5,273.05
Report Total:	37,247,397.57	-1,643,751.45	35,603,646.12