



UPTON COUNTY  
TREASURER'S MONTHLY  
REPORT  
JUNE, 2021

10/18/21 FILED AT 9:02  
LAWANDA McMURRAY  
CLERK COUNTY DISTRICT COURT  
UPTON COUNTY TEXAS  
*[Signature]* DEPUTY



Vivian Venegas  
UPTON COUNTY TREASURER  
**Monthly Report**  
**JUNE 2021**

The Treasurers' Monthly Report includes, but not limited to, money received and dispersed on all accounts held by the Treasurer.

The affidavit must state the amount of the cash and other assets that are in the custody of the county treasurer at the time of the examination. {LGC 114.026(d)} **Month Ending Balance \$ 40,534,970.60**


WHEREAS, Section 114.026 of the Local Government code of the State of Texas requires that the county Treasurer provide the commissioner's Court with detailed financial reports of the regular term of the Commissioners' Court; and

WHEREAS, the County Treasurer makes all her books and accounts available to the Commissioners' Court for inspection and examination as they desire; and

WHEREAS, the county Treasurer has presented to the commissioners' Court her report for the month ending **JUNE 2021**.


NOW, THEREFORE, IT IS HEREBY ORDERED by the Commissioners' Court of Upton County, Texas, that such Treasurer's Report for the month ending **JUNE 2021**, be, and hereby is, approved and accepted as correct.


Therefore, Vivian Venegas, Treasurer of Upton County, Texas, who being fully sworn, upon oath says that the within and foregoing report is true and correct to the best of her knowledge.


  
Vivian Venegas, Treasurer, Upton County / Date

Commissioner's court having reviewed the Treasurer's Report as presented, having taken reasonable steps to ensure its accuracy and based upon presentations of the Treasurer's Office approve the report, subject to the independent auditor's review and request that it be filed with the official minutes of this meeting. {LGC 114.026(c)}


In addition, the below signatures affirm that the Treasurer's Report complies with statutes as referenced. {LGC 114.026(d)}

  
Gary "Pete" Jackson, Comm. Pct. 1 / Date

  
Dusty Kilgore, County Judge / Date

  
Tommy Owens, Comm. Pct. 2 / Date

  
Mike Smart, Comm. Pct. 3 / Date

  
Gary Wolfe, Comm. Pct. 4 / Date



Upton County, TX

# Treasurers Report Summary

Date Range: 06/01/2021 - 06/30/2021

Fund	Beginning Cash Balance	Revenues	Expenses	Net Change Assets	Net Change Liabilities	Calculated Ending Balance	Actual Ending Balance	Calculated - Actual Ending
01 - GENERAL FUND	33,531,598.28	85,007.52	764,945.22	-679,937.70	-679,937.70	34,211,535.98	32,851,660.58	1,359,875.40
02 - UPTON COUNTY CONSTRUCTION FUND	0.00	0.00	0.00	0.00	0.00	0.00	0.00	0.00
04 - STATE FUNDS	-2,476.13	75.00	0.00	75.00	75.00	-2,551.13	-2,401.13	-150.00
05 - CRIMESTOPPERS FUND	1,572.79	0.00	0.00	0.00	0.00	1,572.79	1,572.79	0.00
06 - LAW ENFORCEMENT EDUCATION	12,956.11	0.00	150.00	-150.00	-150.00	13,106.11	12,806.11	300.00
07 - COUNTY SPECIALTY COURT	0.00	0.00	0.00	0.00	0.00	0.00	0.00	0.00
08 - TRUANCY PREVENTION & DIVERSION FUND	0.00	0.00	0.00	0.00	0.00	0.00	0.00	0.00
09 - HAVA GRANT	0.00	0.43	0.00	0.00	0.00	0.43	0.00	0.43
10 - AMERICAN RESCUE PLAN 2021	0.00	355,166.63	0.00	0.00	0.00	355,166.63	0.00	355,166.63
12 - INTEREST/SINKING FUND	15,055.85	765.59	0.00	765.59	765.59	14,290.26	15,821.44	-1,531.18
14 - BUILDING FLEET FUND	4,514,091.92	50.47	152,167.95	-152,117.48	-152,117.48	4,666,209.40	4,361,974.44	304,234.96
15 - EMPLOYEES' BENEFIT TRUST	2,309,590.66	11,317.33	117,260.11	-105,942.78	-105,942.78	2,415,533.44	2,203,647.88	211,885.56
16 - ATTORNEY ADMIN FUND	6,513.81	0.00	0.00	0.00	0.00	6,513.81	6,513.81	0.00
17 - UPTON/REAGAN JUVENILE PROBATION FUND	337,003.07	4,596.80	9,190.47	-4,800.37	-4,800.37	342,010.14	332,202.70	9,807.44
18 - CLERK'S RECORD MANAGEMENT FUND	180,492.48	0.00	0.00	0.00	0.00	180,492.48	180,492.48	0.00
19 - SHERIFF'S AUCTION FUND	14,273.12	0.00	0.00	0.00	0.00	14,273.12	14,273.12	0.00
20 - SHERIFF'S CASH BOND TRUST	68,801.00	2,500.00	0.00	2,500.00	2,500.00	66,301.00	71,301.00	-5,000.00
22 - RECORDS MGT/PRESERVATION	43,526.49	0.00	0.00	0.00	0.00	43,526.49	43,526.49	0.00
23 - 911	27,817.35	0.00	0.00	0.00	0.00	27,817.35	27,817.35	0.00
24 - SHERIFF'S SEIZURE FUND	130.56	0.00	0.00	0.00	0.00	130.56	130.56	0.00
25 - SECURITY FEE	55,705.10	0.00	0.00	0.00	0.00	55,705.10	55,705.10	0.00
26 - JUSTICES OF THE PEACE	14,857.15	17,763.33	0.00	17,763.33	17,763.33	-2,906.18	32,620.48	-35,526.66
27 - JP TECHNOLOGY FUND	35,901.24	0.00	0.00	0.00	0.00	35,901.24	35,901.24	0.00
28 - TERTIARY ACCOUNT	-18.00	0.00	0.00	0.00	0.00	-18.00	-18.00	0.00
29 - SHERIFF GRANT REVENUE	4,028.32	0.00	0.00	0.00	0.00	4,028.32	4,028.32	0.00
31 - PRE TRIAL INTERVENTION	13,713.19	0.00	0.00	0.00	0.00	13,713.19	13,713.19	0.00
32 - COUNTY CLERK ARCHIVE FUND	276,907.00	0.00	0.00	0.00	0.00	276,907.00	276,907.00	0.00
98 - TREASURER'S SPECIAL	0.00	0.00	0.00	0.00	0.00	0.00	0.00	0.00
99 - POOLED CASH FUND	-5,226.35	0.00	0.00	0.00	0.00	-5,226.35	-5,226.35	0.00
<b>Report Total:</b>	<b>41,456,815.01</b>	<b>477,243.10</b>	<b>1,043,713.75</b>	<b>-921,844.41</b>	<b>-921,844.41</b>	<b>42,734,033.18</b>	<b>40,534,970.60</b>	<b>2,199,062.58</b>



June, 2021 Investments

FUND	INVESTMENTS	Interest
TXPOOL OPERATING FUND	29,897,955.43	324.45
TXPOOL BLDG.&FLEET	4,663,142.21	50.47
FSB ICS	3,017,328.03	21.38
TXPOOL EBT	2,132,479.02	23.29
TXPOOL I&S	1,079.28	-
<b>TOTAL</b>	<b>39,711,983.97</b>	<b>419.59</b>



Upton County, TX

# Cash Analysis Report

## Daily Detail

Date Range: 06/01/2021 - 06/30/2021

Day	Bank Drafts	Checks	Deposits	EFTs	SVC Charges	Interest	Misc / None	Net Change	Balance
01-1000 - CASH								Beginning Balance:	0.00
01-1010 - Claim On Cash								Beginning Balance:	33,480,463.41
06/01/2021	0.00	0.00	0.00	0.00	0.00	0.00	1,750.00	1,750.00	33,482,213.41
06/02/2021	0.00	0.00	0.00	0.00	0.00	0.00	809.51	809.51	33,483,022.92
06/03/2021	0.00	0.00	0.00	0.00	0.00	0.00	-172,949.29	-172,949.29	33,310,073.63
06/04/2021	0.00	0.00	0.00	0.00	0.00	0.00	-4,455.90	-4,455.90	33,305,617.73
06/07/2021	0.00	0.00	0.00	0.00	0.00	0.00	-142,364.30	-142,364.30	33,163,253.43
06/08/2021	0.00	0.00	0.00	0.00	0.00	0.00	1,235.68	1,235.68	33,164,489.11
06/09/2021	0.00	0.00	0.00	0.00	0.00	0.00	200.00	200.00	33,164,689.11
06/10/2021	0.00	0.00	0.00	0.00	0.00	0.00	-42,512.93	-42,512.93	33,122,176.18
06/14/2021	0.00	0.00	0.00	0.00	0.00	0.00	133.33	133.33	33,122,309.51
06/15/2021	0.00	0.00	0.00	0.00	0.00	0.00	580.00	580.00	33,122,889.51
06/16/2021	0.00	0.00	0.00	0.00	0.00	0.00	720.64	720.64	33,123,610.15
06/17/2021	0.00	0.00	0.00	0.00	0.00	0.00	-159,340.84	-159,340.84	32,964,269.31
06/18/2021	0.00	0.00	0.00	0.00	0.00	0.00	-45,964.19	-45,964.19	32,918,305.12
06/21/2021	0.00	0.00	0.00	0.00	0.00	0.00	-47,444.69	-47,444.69	32,870,860.43
06/22/2021	0.00	0.00	0.00	0.00	0.00	0.00	150.00	150.00	32,871,010.43
06/23/2021	0.00	0.00	0.00	0.00	0.00	0.00	11,350.00	11,350.00	32,882,360.43
06/24/2021	0.00	0.00	0.00	0.00	0.00	0.00	250.00	250.00	32,882,610.43
06/25/2021	0.00	0.00	0.00	0.00	0.00	0.00	-83,208.25	-83,208.25	32,799,402.18
06/28/2021	0.00	0.00	0.00	0.00	0.00	0.00	50.00	50.00	32,799,452.18
06/29/2021	0.00	0.00	0.00	0.00	0.00	0.00	705.00	705.00	32,800,157.18
06/30/2021	0.00	0.00	0.00	0.00	0.00	0.00	329.93	329.93	32,800,487.11
	<b>0.00</b>	<b>0.00</b>	<b>0.00</b>	<b>0.00</b>	<b>0.00</b>	<b>0.00</b>	<b>-679,976.30</b>	<b>-679,976.30</b>	<b>32,800,487.11</b>
							<b>01-1010 Average Daily Balance:</b>		<b>33,052,214.60</b>
01-1017 - Due From Fund 17								Beginning Balance:	0.00
01-1020 - Due From JP FUND								Beginning Balance:	17,665.92
01-1021 - DUE FROM CLERK								Beginning Balance:	10,385.13
01-1022 - Due From TAC								Beginning Balance:	10,933.62
01-1023 - Due From STATE FEE FUND								Beginning Balance:	7,712.71
01-1025 - Due From SHERIFF								Beginning Balance:	0.00
01-1026 - Due From JP TERTIARY FUND								Beginning Balance:	1,717.15
01-1030 - DUE FROM STATE								Beginning Balance:	0.00
01-2000 - ACCOUNTS PAYABLE								Beginning Balance:	0.00
01-2020 - Accounts Payable Pending - Pool								Beginning Balance:	2,720.34
06/03/2021	0.00	0.00	0.00	0.00	0.00	0.00	-79,984.21	-79,984.21	-77,263.87
06/04/2021	0.00	0.00	0.00	0.00	0.00	0.00	42,845.62	42,845.62	-34,418.25
06/07/2021	0.00	0.00	0.00	0.00	0.00	0.00	0.00	0.00	-34,418.25
06/10/2021	0.00	0.00	0.00	0.00	0.00	0.00	0.00	0.00	-34,418.25
06/17/2021	0.00	0.00	0.00	0.00	0.00	0.00	-83,964.56	-83,964.56	-118,382.81
06/18/2021	0.00	0.00	0.00	0.00	0.00	0.00	45,964.19	45,964.19	-72,418.62
06/21/2021	0.00	0.00	0.00	0.00	0.00	0.00	0.00	0.00	-72,418.62
06/25/2021	0.00	0.00	0.00	0.00	0.00	0.00	75,138.96	75,138.96	2,720.34
	<b>0.00</b>	<b>0.00</b>	<b>0.00</b>	<b>0.00</b>	<b>0.00</b>	<b>0.00</b>	<b>0.00</b>	<b>0.00</b>	<b>2,720.34</b>
							<b>01-2020 Average Daily Balance:</b>		<b>-37,608.39</b>
01-2100 - FICA TAXES PAYABLE								Beginning Balance:	0.00
06/03/2021	0.00	0.00	0.00	0.00	0.00	0.00	0.00	0.00	0.00
06/17/2021	0.00	0.00	0.00	0.00	0.00	0.00	0.00	0.00	0.00
	<b>0.00</b>	<b>0.00</b>	<b>0.00</b>	<b>0.00</b>	<b>0.00</b>	<b>0.00</b>	<b>0.00</b>	<b>0.00</b>	<b>0.00</b>
							<b>01-2100 Average Daily Balance:</b>		<b>0.00</b>
01-2105 - WITHHOLDING PAYABLE								Beginning Balance:	0.00
06/03/2021	0.00	0.00	0.00	0.00	0.00	0.00	0.00	0.00	0.00

Cash Analysis Report

Date Range: 06/01/2021 - 06/30/2021

Day	Bank Drafts	Checks	Deposits	EFTs	SVC Charges	Interest	Misc / None	Net Change	Balance
06/17/2021	0.00	0.00	0.00	0.00	0.00	0.00	0.00	0.00	0.00
	<b>0.00</b>	<b>0.00</b>	<b>0.00</b>	<b>0.00</b>	<b>0.00</b>	<b>0.00</b>	<b>0.00</b>	<b>0.00</b>	<b>0.00</b>
	01-2105 Average Daily Balance:								0.00
01-2110 - RETIREMENT PAYABLE									Beginning Balance: 0.00
06/03/2021	0.00	0.00	0.00	0.00	0.00	0.00	0.00	0.00	0.00
06/17/2021	0.00	0.00	0.00	0.00	0.00	0.00	0.00	0.00	0.00
	<b>0.00</b>	<b>0.00</b>	<b>0.00</b>	<b>0.00</b>	<b>0.00</b>	<b>0.00</b>	<b>0.00</b>	<b>0.00</b>	<b>0.00</b>
	01-2110 Average Daily Balance:								0.00
01-2120 - DEPENDENT HEALTH									Beginning Balance: 0.00
06/03/2021	0.00	0.00	0.00	0.00	0.00	0.00	0.00	0.00	0.00
06/17/2021	0.00	0.00	0.00	0.00	0.00	0.00	0.00	0.00	0.00
	<b>0.00</b>	<b>0.00</b>	<b>0.00</b>	<b>0.00</b>	<b>0.00</b>	<b>0.00</b>	<b>0.00</b>	<b>0.00</b>	<b>0.00</b>
	01-2120 Average Daily Balance:								0.00
01-2125 - DEFERRED COMPENSATION									Beginning Balance: 0.00
06/03/2021	0.00	0.00	0.00	0.00	0.00	0.00	0.00	0.00	0.00
06/17/2021	0.00	0.00	0.00	0.00	0.00	0.00	0.00	0.00	0.00
	<b>0.00</b>	<b>0.00</b>	<b>0.00</b>	<b>0.00</b>	<b>0.00</b>	<b>0.00</b>	<b>0.00</b>	<b>0.00</b>	<b>0.00</b>
	01-2125 Average Daily Balance:								0.00
01-2130 - CREDIT UNION									Beginning Balance: 0.00
01-2135 - LEGALSHIELD									Beginning Balance: 0.00
06/03/2021	0.00	0.00	0.00	0.00	0.00	0.00	0.00	0.00	0.00
06/17/2021	0.00	0.00	0.00	0.00	0.00	0.00	0.00	0.00	0.00
	<b>0.00</b>	<b>0.00</b>	<b>0.00</b>	<b>0.00</b>	<b>0.00</b>	<b>0.00</b>	<b>0.00</b>	<b>0.00</b>	<b>0.00</b>
	01-2135 Average Daily Balance:								0.00
01-2140 - CHILD SUPPORT									Beginning Balance: 0.00
06/03/2021	0.00	0.00	0.00	0.00	0.00	0.00	0.00	0.00	0.00
06/17/2021	0.00	0.00	0.00	0.00	0.00	0.00	0.00	0.00	0.00
	<b>0.00</b>	<b>0.00</b>	<b>0.00</b>	<b>0.00</b>	<b>0.00</b>	<b>0.00</b>	<b>0.00</b>	<b>0.00</b>	<b>0.00</b>
	01-2140 Average Daily Balance:								0.00
01-2145 - Vision Insurance									Beginning Balance: 0.00
06/03/2021	0.00	0.00	0.00	0.00	0.00	0.00	0.00	0.00	0.00
06/17/2021	0.00	0.00	0.00	0.00	0.00	0.00	0.00	0.00	0.00
	<b>0.00</b>	<b>0.00</b>	<b>0.00</b>	<b>0.00</b>	<b>0.00</b>	<b>0.00</b>	<b>0.00</b>	<b>0.00</b>	<b>0.00</b>
	01-2145 Average Daily Balance:								0.00
01-2150 - Cigna Life Insurance									Beginning Balance: 0.00
01-2155 - Washington National									Beginning Balance: 0.00
06/03/2021	0.00	0.00	0.00	0.00	0.00	0.00	0.00	0.00	0.00
06/17/2021	0.00	0.00	0.00	0.00	0.00	0.00	0.00	0.00	0.00
	<b>0.00</b>	<b>0.00</b>	<b>0.00</b>	<b>0.00</b>	<b>0.00</b>	<b>0.00</b>	<b>0.00</b>	<b>0.00</b>	<b>0.00</b>
	01-2155 Average Daily Balance:								0.00
01-2160 - AFLAC									Beginning Balance: 0.00
06/03/2021	0.00	0.00	0.00	0.00	0.00	0.00	0.00	0.00	0.00
06/17/2021	0.00	0.00	0.00	0.00	0.00	0.00	0.00	0.00	0.00
	<b>0.00</b>	<b>0.00</b>	<b>0.00</b>	<b>0.00</b>	<b>0.00</b>	<b>0.00</b>	<b>0.00</b>	<b>0.00</b>	<b>0.00</b>
	01-2160 Average Daily Balance:								0.00
01-9999 - PY Correction Payable									Beginning Balance: 0.00
06/17/2021	0.00	0.00	0.00	0.00	0.00	0.00	38.60	38.60	38.60
	<b>0.00</b>	<b>0.00</b>	<b>0.00</b>	<b>0.00</b>	<b>0.00</b>	<b>0.00</b>	<b>38.60</b>	<b>38.60</b>	<b>38.60</b>
	01-9999 Average Daily Balance:								18.01
02-1000 - CASH									Beginning Balance: 0.00
04-1000 - CASH									Beginning Balance: 0.00

Cash Analysis Report

Date Range: 06/01/2021 - 06/30/2021

Day	Bank Drafts	Checks	Deposits	EFTs	SVC Charges	Interest	Misc / None	Net Change	Balance
04-1010 - Claim On Cash								Beginning Balance:	-1,698.37
06/08/2021	0.00	0.00	0.00	0.00	0.00	0.00	15.00	15.00	-1,683.37
06/14/2021	0.00	0.00	0.00	0.00	0.00	0.00	30.00	30.00	-1,653.37
06/21/2021	0.00	0.00	0.00	0.00	0.00	0.00	15.00	15.00	-1,638.37
06/25/2021	0.00	0.00	0.00	0.00	0.00	0.00	15.00	15.00	-1,623.37
	<b>0.00</b>	<b>0.00</b>	<b>0.00</b>	<b>0.00</b>	<b>0.00</b>	<b>0.00</b>	<b>75.00</b>	<b>75.00</b>	<b>-1,623.37</b>
								04-1010 Average Daily Balance:	-1,661.87
04-1020 - Due From JP FUND								Beginning Balance:	29,282.81
04-1021 - DUE FROM CLERK								Beginning Balance:	1,154.85
04-2000 - ACCOUNTS PAYABLE								Beginning Balance:	0.00
04-2020 - Accounts Payable Pending - Pool								Beginning Balance:	0.00
04-2029 - DUE TO GENERAL FUND								Beginning Balance:	-7,712.71
04-2038 - DUE TO STATE OR OTHERS								Beginning Balance:	-23,502.71
05-1000 - CASH								Beginning Balance:	0.00
05-1010 - Claim On Cash								Beginning Balance:	1,572.79
05-2000 - ACCOUNTS PAYABLE								Beginning Balance:	0.00
05-2020 - Accounts Payable Pending - Pool								Beginning Balance:	0.00
06-1000 - CASH								Beginning Balance:	0.00
06-1010 - Claim On Cash								Beginning Balance:	12,956.11
06/03/2021	0.00	0.00	0.00	0.00	0.00	0.00	-150.00	-150.00	12,806.11
	<b>0.00</b>	<b>0.00</b>	<b>0.00</b>	<b>0.00</b>	<b>0.00</b>	<b>0.00</b>	<b>-150.00</b>	<b>-150.00</b>	<b>12,806.11</b>
								06-1010 Average Daily Balance:	12,816.11
06-2000 - ACCOUNTS PAYABLE								Beginning Balance:	0.00
06-2020 - Accounts Payable Pending - Pool								Beginning Balance:	0.00
06/03/2021	0.00	0.00	0.00	0.00	0.00	0.00	0.00	0.00	0.00
	<b>0.00</b>	<b>0.00</b>	<b>0.00</b>	<b>0.00</b>	<b>0.00</b>	<b>0.00</b>	<b>0.00</b>	<b>0.00</b>	<b>0.00</b>
								06-2020 Average Daily Balance:	0.00
12-1000 - CASH								Beginning Balance:	15,055.85
06/04/2021	0.00	0.00	765.59	0.00	0.00	0.00	0.00	765.59	15,821.44
	<b>0.00</b>	<b>0.00</b>	<b>765.59</b>	<b>0.00</b>	<b>0.00</b>	<b>0.00</b>	<b>0.00</b>	<b>765.59</b>	<b>15,821.44</b>
								12-1000 Average Daily Balance:	15,744.88
12-2000 - ACCOUNTS PAYABLE								Beginning Balance:	0.00
12-2020 - Accounts Payable Pending - Pool								Beginning Balance:	0.00
14-1000 - CASH								Beginning Balance:	0.00
14-1010 - Claim On Cash								Beginning Balance:	4,504,451.90
06/07/2021	0.00	0.00	0.00	0.00	0.00	0.00	-6,133.00	-6,133.00	4,498,318.90
06/10/2021	0.00	0.00	0.00	0.00	0.00	0.00	-146,034.95	-146,034.95	4,352,283.95
06/30/2021	0.00	0.00	0.00	0.00	0.00	0.00	50.47	50.47	4,352,334.42
	<b>0.00</b>	<b>0.00</b>	<b>0.00</b>	<b>0.00</b>	<b>0.00</b>	<b>0.00</b>	<b>-152,117.48</b>	<b>-152,117.48</b>	<b>4,352,334.42</b>
								14-1010 Average Daily Balance:	4,397,322.72
14-1024 - Due From I&S								Beginning Balance:	9,640.02
14-2000 - ACCOUNTS PAYABLE								Beginning Balance:	0.00
14-2020 - Accounts Payable Pending - Pool								Beginning Balance:	0.00
06/07/2021	0.00	0.00	0.00	0.00	0.00	0.00	0.00	0.00	0.00
06/10/2021	0.00	0.00	0.00	0.00	0.00	0.00	0.00	0.00	0.00
	<b>0.00</b>	<b>0.00</b>	<b>0.00</b>	<b>0.00</b>	<b>0.00</b>	<b>0.00</b>	<b>0.00</b>	<b>0.00</b>	<b>0.00</b>
								14-2020 Average Daily Balance:	0.00
15-1000 - CASH								Beginning Balance:	2,309,590.66
06/07/2021	0.00	0.00	40.00	0.00	0.00	0.00	0.00	40.00	2,309,630.66
06/09/2021	0.00	-17,999.62	0.00	0.00	0.00	0.00	0.00	-17,999.62	2,291,631.04
06/10/2021	0.00	-63,663.48	0.00	0.00	0.00	0.00	0.00	-63,663.48	2,227,967.56
06/11/2021	0.00	-13,140.32	1,769.35	0.00	0.00	0.00	0.00	-11,370.97	2,216,596.59
06/18/2021	0.00	-12,241.08	0.00	0.00	0.00	0.00	0.00	-12,241.08	2,204,355.51
06/21/2021	0.00	-3,225.30	0.00	0.00	0.00	0.00	0.00	-3,225.30	2,201,130.21
06/25/2021	0.00	-6,990.31	9,480.00	0.00	0.00	0.00	0.00	2,489.69	2,203,619.90

Cash Analysis Report

Date Range: 06/01/2021 - 06/30/2021

Day	Bank Drafts	Checks	Deposits	EFTs	SVC Charges	Interest	Misc / None	Net Change	Balance
06/30/2021	0.00	0.00	0.00	0.00	0.00	27.98	0.00	27.98	2,203,647.88
	<b>0.00</b>	<b>-117,260.11</b>	<b>11,289.35</b>	<b>0.00</b>	<b>0.00</b>	<b>27.98</b>	<b>0.00</b>	<b>-105,942.78</b>	<b>2,203,647.88</b>
<b>15-1000 Average Daily Balance:</b>									<b>2,238,397.16</b>
15-1001 - DUE FROM FUND 01									Beginning Balance: 0.00
15-1017 - DUE FROM FUND '17									Beginning Balance: 0.00
15-2000 - ACCOUNTS PAYABLE									Beginning Balance: 0.00
06/10/2021	0.00	0.00	0.00	0.00	0.00	0.00	0.00	0.00	0.00
06/21/2021	0.00	0.00	0.00	0.00	0.00	0.00	0.00	0.00	0.00
06/25/2021	0.00	0.00	0.00	0.00	0.00	0.00	0.00	0.00	0.00
	<b>0.00</b>	<b>0.00</b>	<b>0.00</b>	<b>0.00</b>	<b>0.00</b>	<b>0.00</b>	<b>0.00</b>	<b>0.00</b>	<b>0.00</b>
<b>15-2000 Average Daily Balance:</b>									<b>0.00</b>
16-1000 - CASH									Beginning Balance: 0.00
16-1010 - Claim On Cash									Beginning Balance: 6,513.81
16-2000 - ACCOUNTS PAYABLE									Beginning Balance: 0.00
16-2020 - Accounts Payable Pending - Pool									Beginning Balance: 0.00
17-1000 - CASH									Beginning Balance: 336,509.25
06/03/2021	0.00	0.00	0.00	-2,699.32	0.00	0.00	0.00	-2,699.32	333,809.93
06/04/2021	-761.00	0.00	0.00	0.00	0.00	0.00	0.00	-761.00	333,048.93
06/17/2021	0.00	-203.00	0.00	-2,699.31	0.00	0.00	0.00	-2,902.31	330,146.62
06/18/2021	-761.00	0.00	0.00	0.00	0.00	0.00	0.00	-761.00	329,385.62
06/21/2021	0.00	0.00	150.00	0.00	0.00	0.00	0.00	150.00	329,535.62
06/22/2021	0.00	0.00	4,433.00	0.00	0.00	0.00	0.00	4,433.00	333,968.62
06/25/2021	0.00	-861.36	0.00	-1,205.48	0.00	0.00	0.00	-2,066.84	331,901.78
06/29/2021	0.75	0.00	0.00	0.00	0.00	0.00	0.00	0.75	331,902.53
06/30/2021	0.00	0.00	0.00	0.00	0.00	13.80	0.00	13.80	331,916.33
	<b>-1,521.25</b>	<b>-1,064.36</b>	<b>4,583.00</b>	<b>-6,604.11</b>	<b>0.00</b>	<b>13.80</b>	<b>0.00</b>	<b>-4,592.92</b>	<b>331,916.33</b>
<b>17-1000 Average Daily Balance:</b>									<b>332,587.85</b>
17-1001 - Due From General Fund									Beginning Balance: 0.00
17-1100 - DUE FROM TJD									Beginning Balance: 0.00
17-2000 - ACCOUNTS PAYABLE									Beginning Balance: 0.00
06/03/2021	0.00	0.00	0.00	0.00	0.00	0.00	-1,695.13	-1,695.13	-1,695.13
06/04/2021	0.00	0.00	0.00	0.00	0.00	0.00	761.00	761.00	-934.13
06/17/2021	0.00	0.00	0.00	0.00	0.00	0.00	-1,695.13	-1,695.13	-2,629.26
06/18/2021	0.00	0.00	0.00	0.00	0.00	0.00	761.00	761.00	-1,868.26
06/25/2021	0.00	0.00	0.00	0.00	0.00	0.00	1,868.26	1,868.26	0.00
06/28/2021	0.00	0.00	0.00	0.00	0.00	0.00	-247.29	-247.29	-247.29
06/29/2021	0.00	0.00	0.00	0.00	0.00	0.00	-0.75	-0.75	-248.04
	<b>0.00</b>	<b>0.00</b>	<b>0.00</b>	<b>0.00</b>	<b>0.00</b>	<b>0.00</b>	<b>-248.04</b>	<b>-248.04</b>	<b>-248.04</b>
<b>17-2000 Average Daily Balance:</b>									<b>-1,009.64</b>
17-2100 - FICA TAXES PAYABLE									Beginning Balance: 0.00
06/03/2021	0.00	0.00	0.00	0.00	0.00	0.00	0.00	0.00	0.00
06/17/2021	0.00	0.00	0.00	0.00	0.00	0.00	0.00	0.00	0.00
	<b>0.00</b>	<b>0.00</b>	<b>0.00</b>	<b>0.00</b>	<b>0.00</b>	<b>0.00</b>	<b>0.00</b>	<b>0.00</b>	<b>0.00</b>
<b>17-2100 Average Daily Balance:</b>									<b>0.00</b>
17-2105 - WITHHOLDING PAYABLE									Beginning Balance: 0.75
06/03/2021	0.00	0.00	0.00	0.00	0.00	0.00	0.00	0.00	0.75
06/17/2021	0.00	0.00	0.00	0.00	0.00	0.00	0.00	0.00	0.75
06/28/2021	0.00	0.00	0.00	0.00	0.00	0.00	-0.75	-0.75	0.00
	<b>0.00</b>	<b>0.00</b>	<b>0.00</b>	<b>0.00</b>	<b>0.00</b>	<b>0.00</b>	<b>-0.75</b>	<b>-0.75</b>	<b>0.00</b>
<b>17-2105 Average Daily Balance:</b>									<b>0.68</b>
17-2110 - RETIREMENT PAYABLE									Beginning Balance: 0.00
06/03/2021	0.00	0.00	0.00	0.00	0.00	0.00	0.00	0.00	0.00



Cash Analysis Report

Date Range: 06/01/2021 - 06/30/2021

Day	Bank Drafts	Checks	Deposits	EFTs	SVC Charges	Interest	Misc / None	Net Change	Balance	
06/17/2021	0.00	0.00	0.00	0.00	0.00	0.00	0.00	0.00	0.00	
	<b>0.00</b>	<b>0.00</b>	<b>0.00</b>	<b>0.00</b>	<b>0.00</b>	<b>0.00</b>	<b>0.00</b>	<b>0.00</b>	<b>0.00</b>	
17-2110 Average Daily Balance:									0.00	
17-2120 - DEPENDENT HEALTH									Beginning Balance:	0.00
06/03/2021	0.00	0.00	0.00	0.00	0.00	0.00	0.00	0.00	0.00	
06/17/2021	0.00	0.00	0.00	0.00	0.00	0.00	0.00	0.00	0.00	
	<b>0.00</b>	<b>0.00</b>	<b>0.00</b>	<b>0.00</b>	<b>0.00</b>	<b>0.00</b>	<b>0.00</b>	<b>0.00</b>	<b>0.00</b>	
17-2120 Average Daily Balance:									0.00	
17-2125 - DEFERRED COMPENSATION									Beginning Balance:	0.00
17-2130 - CREDIT UNION									Beginning Balance:	0.00
17-2135 - LEGALSHIELD									Beginning Balance:	0.00
17-2140 - CHILD SUPPORT									Beginning Balance:	0.00
17-2145 - Vision									Beginning Balance:	0.00
06/03/2021	0.00	0.00	0.00	0.00	0.00	0.00	0.00	0.00	0.00	
06/17/2021	0.00	0.00	0.00	0.00	0.00	0.00	0.00	0.00	0.00	
	<b>0.00</b>	<b>0.00</b>	<b>0.00</b>	<b>0.00</b>	<b>0.00</b>	<b>0.00</b>	<b>0.00</b>	<b>0.00</b>	<b>0.00</b>	
17-2145 Average Daily Balance:									0.00	
17-2150 - Cigna Life Insurance									Beginning Balance:	0.00
17-2155 - Washington Nat'l									Beginning Balance:	0.00
06/03/2021	0.00	0.00	0.00	0.00	0.00	0.00	0.00	0.00	0.00	
06/17/2021	0.00	0.00	0.00	0.00	0.00	0.00	0.00	0.00	0.00	
	<b>0.00</b>	<b>0.00</b>	<b>0.00</b>	<b>0.00</b>	<b>0.00</b>	<b>0.00</b>	<b>0.00</b>	<b>0.00</b>	<b>0.00</b>	
17-2155 Average Daily Balance:									0.00	
17-2160 - AFLAC									Beginning Balance:	0.00
17-2200 - PY Wages Payable									Beginning Balance:	0.00
06/03/2021	0.00	0.00	0.00	0.00	0.00	0.00	0.00	0.00	0.00	
06/17/2021	0.00	0.00	0.00	0.00	0.00	0.00	0.00	0.00	0.00	
	<b>0.00</b>	<b>0.00</b>	<b>0.00</b>	<b>0.00</b>	<b>0.00</b>	<b>0.00</b>	<b>0.00</b>	<b>0.00</b>	<b>0.00</b>	
17-2200 Average Daily Balance:									0.00	
17-9999 - PY Correction Payable									Beginning Balance:	493.07
06/03/2021	0.00	0.00	0.00	0.00	0.00	0.00	20.67	20.67	513.74	
06/17/2021	0.00	0.00	0.00	0.00	0.00	0.00	20.67	20.67	534.41	
	<b>0.00</b>	<b>0.00</b>	<b>0.00</b>	<b>0.00</b>	<b>0.00</b>	<b>0.00</b>	<b>41.34</b>	<b>41.34</b>	<b>534.41</b>	
17-9999 Average Daily Balance:									522.01	
18-1000 - CASH									Beginning Balance:	0.00
18-1010 - Claim On Cash									Beginning Balance:	178,202.48
18-1021 - DUE FROM CLERK									Beginning Balance:	2,290.00
18-2000 - ACCOUNTS PAYABLE									Beginning Balance:	0.00
18-2020 - Accounts Payable Pending - Pool									Beginning Balance:	0.00
19-1010 - Claim On Cash									Beginning Balance:	14,273.12
19-2000 - ACCOUNTS PAYABLE									Beginning Balance:	0.00
19-2020 - Accounts Payable Pending - Pool									Beginning Balance:	0.00
20-1000 - CASH									Beginning Balance:	0.00
20-1010 - Claim On Cash									Beginning Balance:	68,801.00
06/01/2021	0.00	0.00	0.00	0.00	0.00	0.00	1,500.00	1,500.00	70,301.00	
06/08/2021	0.00	0.00	0.00	0.00	0.00	0.00	1,000.00	1,000.00	71,301.00	
	<b>0.00</b>	<b>0.00</b>	<b>0.00</b>	<b>0.00</b>	<b>0.00</b>	<b>0.00</b>	<b>2,500.00</b>	<b>2,500.00</b>	<b>71,301.00</b>	
20-1010 Average Daily Balance:									71,067.67	
20-2000 - ACCOUNTS PAYABLE									Beginning Balance:	0.00
20-2020 - Accounts Payable Pending - Pool									Beginning Balance:	0.00
22-1000 - CASH									Beginning Balance:	0.00
22-1010 - Claim On Cash									Beginning Balance:	43,351.49
22-1021 - DUE FROM CLERK									Beginning Balance:	175.00
22-2000 - ACCOUNTS PAYABLE									Beginning Balance:	0.00

Cash Analysis Report

Date Range: 06/01/2021 - 06/30/2021

Day	Bank Drafts	Checks	Deposits	EFTs	SVC Charges	Interest	Misc / None	Net Change	Balance
22-2020 - Accounts Payable Pending - Pool								Beginning Balance:	0.00
23-1010 - Claim On Cash								Beginning Balance:	27,817.35
23-2000 - ACCOUNTS PAYABLE								Beginning Balance:	0.00
23-2020 - Accounts Payable Pending - Pool								Beginning Balance:	0.00
24-1000 - CASH								Beginning Balance:	0.00
24-1010 - Claim On Cash								Beginning Balance:	130.56
24-2000 - ACCOUNTS PAYABLE								Beginning Balance:	0.00
24-2020 - Accounts Payable Pending - Pool								Beginning Balance:	0.00
25-1000 - CASH								Beginning Balance:	0.00
25-1010 - Claim On Cash								Beginning Balance:	54,668.52
25-1020 - Due From JP FUND								Beginning Balance:	745.58
25-1021 - DUE FROM CLERK								Beginning Balance:	291.00
25-2000 - ACCOUNTS PAYABLE								Beginning Balance:	0.00
25-2020 - Accounts Payable Pending - Pool								Beginning Balance:	0.00
26-1000 - CASH								Beginning Balance:	0.00
26-1010 - Claim On Cash								Beginning Balance:	63,994.67
06/01/2021	0.00	0.00	0.00	0.00	0.00	0.00	245.00	245.00	64,239.67
06/04/2021	0.00	0.00	0.00	0.00	0.00	0.00	983.50	983.50	65,223.17
06/07/2021	0.00	0.00	0.00	0.00	0.00	0.00	234.00	234.00	65,457.17
06/09/2021	0.00	0.00	0.00	0.00	0.00	0.00	1,505.00	1,505.00	66,962.17
06/10/2021	0.00	0.00	0.00	0.00	0.00	0.00	1,560.00	1,560.00	68,522.17
06/14/2021	0.00	0.00	0.00	0.00	0.00	0.00	396.00	396.00	68,918.17
06/15/2021	0.00	0.00	0.00	0.00	0.00	0.00	180.00	180.00	69,098.17
06/16/2021	0.00	0.00	0.00	0.00	0.00	0.00	50.00	50.00	69,148.17
06/17/2021	0.00	0.00	0.00	0.00	0.00	0.00	1,028.13	1,028.13	70,176.30
06/18/2021	0.00	0.00	0.00	0.00	0.00	0.00	220.00	220.00	70,396.30
06/21/2021	0.00	0.00	0.00	0.00	0.00	0.00	6,882.00	6,882.00	77,278.30
06/22/2021	0.00	0.00	0.00	0.00	0.00	0.00	560.00	560.00	77,838.30
06/24/2021	0.00	0.00	0.00	0.00	0.00	0.00	381.00	381.00	78,219.30
06/29/2021	0.00	0.00	0.00	0.00	0.00	0.00	2,976.10	2,976.10	81,195.40
06/30/2021	0.00	0.00	0.00	0.00	0.00	0.00	562.60	562.60	81,758.00
	<b>0.00</b>	<b>0.00</b>	<b>0.00</b>	<b>0.00</b>	<b>0.00</b>	<b>0.00</b>	<b>17,763.33</b>	<b>17,763.33</b>	<b>81,758.00</b>
							<b>26-1010 Average Daily Balance:</b>		<b>71,196.27</b>

26-2000 - ACCOUNTS PAYABLE								Beginning Balance:	0.00
26-2020 - Accounts Payable Pending - Pool								Beginning Balance:	0.00
26-2026 - DUE TO JP TERTIARY FUND								Beginning Balance:	-822.00
26-2029 - DUE TO GENERA FUND								Beginning Balance:	-17,665.92
26-2030 - DUE TO CHS SECURITY FUND								Beginning Balance:	-745.58
26-2031 - DUE TO JP TECHNOLOGY FUND								Beginning Balance:	-621.21
26-2032 - DUE TO PRETRIAL INTERVENTION								Beginning Balance:	0.00
26-2035 - DUE TO STATE FEE FUND								Beginning Balance:	-29,282.81
27-1000 - CASH								Beginning Balance:	0.00
27-1010 - Claim On Cash								Beginning Balance:	35,280.03
27-1020 - DUE FROM JP FUND								Beginning Balance:	621.21
27-2000 - ACCOUNTS PAYABLE								Beginning Balance:	0.00
27-2020 - Accounts Payable Pending - Pool								Beginning Balance:	0.00
28-1000 - CASH								Beginning Balance:	0.00
28-1010 - Claim On Cash								Beginning Balance:	1,601.40
28-1020 - DUE FROM JP FUND								Beginning Balance:	822.00
28-2000 - ACCOUNTS PAYABLE								Beginning Balance:	0.00
28-2020 - Accounts Payable Pending - Pool								Beginning Balance:	0.00
28-2029 - DUE TO GENERA FUND								Beginning Balance:	-1,717.15
28-2037 - DUE TO STATE								Beginning Balance:	-724.25
29-1010 - Claim On Cash								Beginning Balance:	4,028.32
31-1010 - Claim On Cash								Beginning Balance:	13,713.19
31-1020 - Due From JP Fund								Beginning Balance:	0.00
32-1010 - Claim On Cash								Beginning Balance:	274,593.00
32-1021 - DUE FROM CLERK								Beginning Balance:	2,314.00
98-1010 - Claim On Cash								Beginning Balance:	0.00
99-1001 - Due From 01								Beginning Balance:	-5,226.35

Cash Analysis Report

Date Range: 06/01/2021 - 06/30/2021

Day	Bank Drafts	Checks	Deposits	EFTs	SVC Charges	Interest	Misc / None	Net Change	Balance
06/03/2021	0.00	0.00	0.00	0.00	0.00	0.00	79,984.21	79,984.21	74,757.86
06/04/2021	0.00	0.00	0.00	0.00	0.00	0.00	-42,845.62	-42,845.62	31,912.24
06/07/2021	0.00	0.00	0.00	0.00	0.00	0.00	0.00	0.00	31,912.24
06/10/2021	0.00	0.00	0.00	0.00	0.00	0.00	0.00	0.00	31,912.24
06/17/2021	0.00	0.00	0.00	0.00	0.00	0.00	83,964.56	83,964.56	115,876.80
06/18/2021	0.00	0.00	0.00	0.00	0.00	0.00	-45,964.19	-45,964.19	69,912.61
06/21/2021	0.00	0.00	0.00	0.00	0.00	0.00	0.00	0.00	69,912.61
06/25/2021	0.00	0.00	0.00	0.00	0.00	0.00	-75,138.96	-75,138.96	-5,226.35
	<b>0.00</b>	<b>0.00</b>	<b>0.00</b>	<b>0.00</b>	<b>0.00</b>	<b>0.00</b>	<b>0.00</b>	<b>0.00</b>	<b>-5,226.35</b>
<b>99-1001 Average Daily Balance:</b>									<b>35,102.38</b>

99-1004 - Due From 04								Beginning Balance:	0.00
99-1005 - Due From 05								Beginning Balance:	0.00
99-1006 - Due From 06								Beginning Balance:	0.00
06/03/2021	0.00	0.00	0.00	0.00	0.00	0.00	0.00	0.00	0.00
	<b>0.00</b>	<b>0.00</b>	<b>0.00</b>	<b>0.00</b>	<b>0.00</b>	<b>0.00</b>	<b>0.00</b>	<b>0.00</b>	<b>0.00</b>
<b>99-1006 Average Daily Balance:</b>									<b>0.00</b>

99-1012 - Due From 12								Beginning Balance:	0.00
99-1014 - Due From 14								Beginning Balance:	0.00
06/07/2021	0.00	0.00	0.00	0.00	0.00	0.00	0.00	0.00	0.00
06/10/2021	0.00	0.00	0.00	0.00	0.00	0.00	0.00	0.00	0.00
	<b>0.00</b>	<b>0.00</b>	<b>0.00</b>	<b>0.00</b>	<b>0.00</b>	<b>0.00</b>	<b>0.00</b>	<b>0.00</b>	<b>0.00</b>
<b>99-1014 Average Daily Balance:</b>									<b>0.00</b>

99-1016 - Due From 16								Beginning Balance:	0.00
99-1017 - Due From Fund 17								Beginning Balance:	0.00
99-1018 - Due From 18								Beginning Balance:	0.00
99-1019 - Due From 19								Beginning Balance:	0.00
99-1020 - Due From 20								Beginning Balance:	0.00
99-1022 - Due From 22								Beginning Balance:	0.00
99-1023 - Due From 23								Beginning Balance:	0.00
99-1024 - Due From 24								Beginning Balance:	0.00
99-1025 - Due From 25								Beginning Balance:	0.00
99-1026 - Due From 26								Beginning Balance:	0.00
99-1027 - Due From 27								Beginning Balance:	0.00
99-1028 - Due From 28								Beginning Balance:	0.00
99-1029 - due from 29								Beginning Balance:	0.00
99-1031 - Due From 31								Beginning Balance:	0.00
99-1032 - Due From 32								Beginning Balance:	0.00
99-1098 - Due From 98								Beginning Balance:	0.00

## Fund Summary


Fund	Beginning Balance	Net Change	Ending Balance
01	33,531,598.28	-679,937.70	32,851,660.58
02	0.00	0.00	0.00
04	-2,476.13	75.00	-2,401.13
05	1,572.79	0.00	1,572.79
06	12,956.11	-150.00	12,806.11
12	15,055.85	765.59	15,821.44
14	4,514,091.92	-152,117.48	4,361,974.44
15	2,309,590.66	-105,942.78	2,203,647.88
16	6,513.81	0.00	6,513.81
17	337,003.07	-4,800.37	332,202.70
18	180,492.48	0.00	180,492.48
19	14,273.12	0.00	14,273.12
20	68,801.00	2,500.00	71,301.00
22	43,526.49	0.00	43,526.49
23	27,817.35	0.00	27,817.35
24	130.56	0.00	130.56
25	55,705.10	0.00	55,705.10
26	14,857.15	17,763.33	32,620.48
27	35,901.24	0.00	35,901.24
28	-18.00	0.00	-18.00
29	4,028.32	0.00	4,028.32
31	13,713.19	0.00	13,713.19
32	276,907.00	0.00	276,907.00
98	0.00	0.00	0.00
99	-5,226.35	0.00	-5,226.35
<b>Report Total:</b>	<b>41,456,815.01</b>	<b>-921,844.41</b>	<b>40,534,970.60</b>




STATE OF TEXAS

COUNTY OF UPTON

BEFORE ME, the undersigned authority, on this day personally appeared the undersigned who, did each, upon his respective oath, state that the requirements of Section 114.026 of the Local government code of the State of Texas have been met for the regular term of the commissioners' Court of Upton County, Texas, for the fiscal year **2021** by the adoption of an Order of the Commissioners' Court on the **OCTOBER 18<sup>TH</sup>, 2021** accepting and approving as correct the Monthly Report of the County Treasurer of Upton County, Texas, for the month of **JUNE 2021**, which Order complies with all respects of Section 114.026 and which Order appears in the Minutes of the Commissioners' Court.

  
\_\_\_\_\_  
Dusty Kilgore, County Judge


  
\_\_\_\_\_  
Gary "Pete" Jackson, Comm. Precinct 1

  
\_\_\_\_\_  
Tommy Owens, Comm. Precinct 2

  
\_\_\_\_\_  
Mike Smart, Comm. Precinct 3

  
\_\_\_\_\_  
Gary Wolfe, Comm. Precinct 4

Witness my hand and the seal of the Commissioners' Court of  
Upton County, Texas this 18<sup>TH</sup> day of OCTOBER, 2021

  
\_\_\_\_\_  
LaWanda McMurray, County Clerk