



UPTON COUNTY
TREASURER'S MONTHLY
REPORT
FEBRUARY, 2021

5/17/21 FILED AT 9:10
LAWANDA McMURRAY
CLERK, COUNTY DISTRICT COURT
UPTON COUNTY, TEXAS
[Signature] CLERK DEPUTY



Vivian Venegas
UPTON COUNTY TREASURER
Monthly Report
February 2021

The Treasurers' Monthly Report includes, but not limited to, money received and dispersed on all accounts held by the Treasurer.

The affidavit must state the amount of the cash and other assets that are in the custody of the county treasurer at the time of the examination. {LGC 114.026(d)} **Month Ending Balance \$ 43,899,129.94**

WHEREAS, Section 114.026 of the Local Government code of the State of Texas requires that the county Treasurer provide the commissioner's Court with detailed financial reports of the regular term of the Commissioners' Court; and

WHEREAS, the County Treasurer makes all her books and accounts available to the Commissioners' Court for inspection and examination as they desire; and

WHEREAS, the county Treasurer has presented to the commissioners' Court her report for the month ending **FEBRUARY 2021**.


NOW, THEREFORE, IT IS HEREBY ORDERED by the Commissioners' Court of Upton County, Texas, that such Treasurer's Report for the month ending **FEBRUARY 2021**, be, and hereby is, approved and accepted as correct.

Therefore, Vivian Venegas, Treasurer of Upton County, Texas, who being fully sworn, upon oath says that the within and foregoing report is true and correct to the best of her knowledge.


 05/17/2021
Vivian Venegas, Treasurer, Upton County / Date

Commissioner's court having reviewed the Treasurer's Report as presented, having taken reasonable steps to ensure its accuracy and based upon presentations of the Treasurer's Office approve the report, subject to the independent auditor's review and request that it be filed with the official minutes of this meeting.
{LGC 114.026(c)}

In addition, the below signatures affirm that the Treasurer's Report complies with statutes as referenced.
{LGC 114.026(d)}


Gary "Pete" Jackson, Comm. Pct. 1 / Date


Dusty Kilgore, County Judge / Date


Tommy Owens, Comm. Pct. 2/Date


Mike Smart, Comm. Pct. 3/Date


Gary Wolfe, Comm. Pct. 4 / Date



Upton County, TX

Treasurers Report Summary

Date Range: 02/01/2021 - 02/28/2021

Fund	Beginning Cash Balance	Revenues	Expenses	Net Change Assets	Net Change Liabilities	Calculated Ending Balance	Actual Ending Balance	Calculated - Actual Ending
01 - GENERAL FUND	33,487,143.02	4,786,156.16	3,328,941.03	1,457,215.13	1,457,215.13	32,029,927.89	34,944,358.15	-2,914,430.26
02 - UPTON COUNTY CONSTRUCTION FUND	0.00	0.00	0.00	0.00	0.00	0.00	0.00	0.00
04 - STATE FUNDS	4,192.29	275.00	0.00	275.00	275.00	3,917.29	4,467.29	-550.00
05 - CRIMESTOPPERS FUND	1,572.79	0.00	0.00	0.00	0.00	1,572.79	1,572.79	0.00
06 - LAW ENFORCEMENT EDUCATION	11,718.16	2,368.68	0.00	2,368.68	2,368.68	9,349.48	14,086.84	-4,737.36
07 - COUNTY SPECIALTY COURT	0.00	0.00	0.00	0.00	0.00	0.00	0.00	0.00
08 - TRUANCY PREVENTION & DIVERSION FUND	0.00	0.00	0.00	0.00	0.00	0.00	0.00	0.00
12 - INTEREST/SINKING FUND	9,780.58	235.18	0.00	235.18	235.18	9,545.40	10,015.76	-470.36
14 - BUILDING FLEET FUND	5,173,896.43	772.44	131,741.01	-130,968.57	-130,968.57	5,304,865.00	5,042,927.86	261,937.14
15 - EMPLOYEES' BENEFIT TRUST	438,354.40	2,504,591.31	206,983.88	2,297,607.43	2,297,607.43	-1,859,253.03	2,735,961.83	-4,595,214.86
16 - ATTORNEY ADMIN FUND	6,513.81	0.00	0.00	0.00	0.00	6,513.81	6,513.81	0.00
17 - UPTON/REAGAN JUVENILE PROBATION FUND	293,931.46	65,163.83	9,435.85	55,727.98	55,727.98	238,203.48	349,659.44	-111,455.96
18 - CLERK'S RECORD MANAGEMENT FUND	171,547.48	0.00	0.00	0.00	0.00	171,547.48	171,547.48	0.00
19 - SHERIFF'S AUCTION FUND	14,273.12	0.00	0.00	0.00	0.00	14,273.12	14,273.12	0.00
20 - SHERIFF'S CASH BOND TRUST	83,365.00	136.00	0.00	136.00	136.00	83,229.00	83,501.00	-272.00
22 - RECORDS MGT/PRESERVATION	42,626.49	0.00	0.00	0.00	0.00	42,626.49	42,626.49	0.00
23 - 911	27,817.35	0.00	0.00	0.00	0.00	27,817.35	27,817.35	0.00
24 - SHERIFF'S SEIZURE FUND	130.56	0.00	0.00	0.00	0.00	130.56	130.56	0.00
25 - SECURITY FEE	56,596.99	0.00	0.00	0.00	0.00	56,596.99	56,596.99	0.00
26 - JUSTICES OF THE PEACE	-10,062.04	14,642.13	0.00	14,642.13	14,642.13	-24,704.17	4,580.09	-29,284.26
27 - JP TECHNOLOGY FUND	35,482.55	0.00	0.00	0.00	0.00	35,482.55	35,482.55	0.00
28 - TERTIARY ACCOUNT	-297.90	0.00	0.00	0.00	0.00	-297.90	-297.90	0.00
29 - SHERIFF GRANT REVENUE	4,028.32	0.00	0.00	0.00	0.00	4,028.32	4,028.32	0.00
31 - PRE TRIAL INTERVENTION	12,214.87	183.33	0.00	183.33	183.33	12,031.54	12,398.20	-366.66
32 - COUNTY CLERK ARCHIVE FUND	270,163.00	0.00	0.00	0.00	0.00	270,163.00	270,163.00	0.00
98 - TREASURER'S SPECIAL	0.00	0.00	0.00	0.00	0.00	0.00	0.00	0.00
99 - POOLED CASH FUND	54,126.00	0.00	0.00	12,592.92	12,592.92	28,940.16	66,718.92	-37,778.76
Report Total:	40,189,114.73	7,374,524.06	3,677,101.77	3,710,015.21	3,710,015.21	36,466,506.60	43,899,129.94	-7,432,623.34



February, 2021 Investments

FUND	INVESTMENTS	Interest
TXPOOL OPERATING FUND	27,796,505.15	927.78
TXPOOL BLDG.&FLEET	5,219,765.46	172.44
FSB ICS	3,017,107.72	69.36
TXPOOL EBT	432,366.76	14.28
TXPOOL I&S	1,079.28	
TOTAL	36,466,824.37	1,183.86



Upton County, TX

Cash Analysis Report

Daily Detail

Date Range: 02/01/2021 - 02/28/2021

Day	Bank Drafts	Checks	Deposits	EFTs	SVC Charges	Interest	Misc / None	Net Change	Balance
01-1000 - CASH								Beginning Balance:	0.00
01-1010 - Claim On Cash								Beginning Balance:	33,375,179.88
02/01/2021	0.00	0.00	0.00	0.00	0.00	0.00	-2,648,174.39	-2,648,174.39	30,727,005.49
02/02/2021	0.00	0.00	0.00	0.00	0.00	0.00	8.00	8.00	30,727,013.49
02/03/2021	0.00	0.00	0.00	0.00	0.00	0.00	22,055.20	22,055.20	30,749,068.69
02/04/2021	0.00	0.00	0.00	0.00	0.00	0.00	1,734,693.02	1,734,693.02	32,483,761.71
02/09/2021	0.00	0.00	0.00	0.00	0.00	0.00	46.29	46.29	32,483,808.00
02/10/2021	0.00	0.00	0.00	0.00	0.00	0.00	1,412,889.62	1,412,889.62	33,896,697.62
02/11/2021	0.00	0.00	0.00	0.00	0.00	0.00	-134,727.50	-134,727.50	33,761,970.12
02/12/2021	0.00	0.00	0.00	0.00	0.00	0.00	-43,007.00	-43,007.00	33,718,963.12
02/22/2021	0.00	0.00	0.00	0.00	0.00	0.00	-103,025.25	-103,025.25	33,615,937.87
02/24/2021	0.00	0.00	0.00	0.00	0.00	0.00	1,416,415.21	1,416,415.21	35,032,353.08
02/25/2021	0.00	0.00	0.00	0.00	0.00	0.00	-141,914.24	-141,914.24	34,890,438.84
02/26/2021	0.00	0.00	0.00	0.00	0.00	0.00	-42,033.57	-42,033.57	34,848,405.27
02/28/2021	0.00	0.00	0.00	0.00	0.00	0.00	-30.00	-30.00	34,848,375.27
	0.00	0.00	0.00	0.00	0.00	0.00	1,473,195.39	1,473,195.39	34,848,375.27
							01-1010 Average Daily Balance:		33,344,780.59
01-1017 - Due From Fund 17								Beginning Balance:	0.00
01-1020 - Due From JP FUND								Beginning Balance:	64,675.54
01-1021 - DUE FROM CLERK								Beginning Balance:	12,879.95
01-1022 - Due From TAC								Beginning Balance:	14,151.62
01-1023 - Due From STATE FEE FUND								Beginning Balance:	6,732.23
01-1025 - Due From SHERIFF								Beginning Balance:	68,370.86
01-1026 - Due From JP TERTIARY FUND								Beginning Balance:	1,164.65
01-1030 - DUE FROM STATE								Beginning Balance:	0.00
01-2000 - ACCOUNTS PAYABLE								Beginning Balance:	0.00
01-2020 - Accounts Payable Pending - Pool								Beginning Balance:	-59,399.05
02/01/2021	0.00	0.00	0.00	0.00	0.00	0.00	440.00	440.00	-58,959.05
02/03/2021	0.00	0.00	0.00	0.00	0.00	0.00	0.00	0.00	-58,959.05
02/04/2021	0.00	0.00	0.00	0.00	0.00	0.00	186,167.70	186,167.70	127,208.65
02/05/2021	0.00	0.00	0.00	0.00	0.00	0.00	-127,208.65	-127,208.65	0.00
02/08/2021	0.00	0.00	0.00	0.00	0.00	0.00	3,314.45	3,314.45	3,314.45
02/09/2021	0.00	0.00	0.00	0.00	0.00	0.00	279.07	279.07	3,593.52
02/10/2021	0.00	0.00	0.00	0.00	0.00	0.00	-26.15	-26.15	3,567.37
02/11/2021	0.00	0.00	0.00	0.00	0.00	0.00	-80,480.86	-80,480.86	-76,913.49
02/12/2021	0.00	0.00	0.00	0.00	0.00	0.00	43,007.00	43,007.00	-33,906.49
02/16/2021	0.00	0.00	0.00	0.00	0.00	0.00	-103,025.25	-103,025.25	-136,931.74
02/22/2021	0.00	0.00	0.00	0.00	0.00	0.00	103,025.25	103,025.25	-33,906.49
02/24/2021	0.00	0.00	0.00	0.00	0.00	0.00	-37.42	-37.42	-33,943.91
02/25/2021	0.00	0.00	0.00	0.00	0.00	0.00	-81,775.27	-81,775.27	-115,719.18
02/26/2021	0.00	0.00	0.00	0.00	0.00	0.00	43,727.21	43,727.21	-71,991.97
	0.00	0.00	0.00	0.00	0.00	0.00	-12,592.92	-12,592.92	-71,991.97
							01-2020 Average Daily Balance:		-53,813.39
01-2100 - FICA TAXES PAYABLE								Beginning Balance:	14.24
02/09/2021	0.00	0.00	0.00	0.00	0.00	0.00	-14.24	-14.24	0.00
02/11/2021	0.00	0.00	0.00	0.00	0.00	0.00	0.00	0.00	0.00
02/25/2021	0.00	0.00	0.00	0.00	0.00	0.00	0.00	0.00	0.00
	0.00	0.00	0.00	0.00	0.00	0.00	-14.24	-14.24	0.00
							01-2100 Average Daily Balance:		4.07
01-2105 - WITHHOLDING PAYABLE								Beginning Balance:	8.20
02/08/2021	0.00	0.00	0.00	0.00	0.00	0.00	3.71	3.71	11.91
02/09/2021	0.00	0.00	0.00	0.00	0.00	0.00	-11.91	-11.91	0.00

Cash Analysis Report

Date Range: 02/01/2021 - 02/28/2021

Day	Bank Drafts	Checks	Deposits	EFTs	SVC Charges	Interest	Misc / None	Net Change	Balance
02/11/2021	0.00	0.00	0.00	0.00	0.00	0.00	-0.52	-0.52	-0.52
02/25/2021	0.00	0.00	0.00	0.00	0.00	0.00	-0.51	-0.51	-1.03
	0.00	0.00	0.00	0.00	0.00	0.00	-9.23	-9.23	-1.03
	01-2105 Average Daily Balance:								2.07
01-2110 - RETIREMENT PAYABLE									Beginning Balance: 3,287.22
02/08/2021	0.00	0.00	0.00	0.00	0.00	0.00	-3,038.01	-3,038.01	249.21
02/09/2021	0.00	0.00	0.00	0.00	0.00	0.00	-249.21	-249.21	0.00
02/11/2021	0.00	0.00	0.00	0.00	0.00	0.00	0.00	0.00	0.00
02/25/2021	0.00	0.00	0.00	0.00	0.00	0.00	0.00	0.00	0.00
	0.00	0.00	0.00	0.00	0.00	0.00	-3,287.22	-3,287.22	0.00
	01-2110 Average Daily Balance:								830.71
01-2120 - DEPENDENT HEALTH									Beginning Balance: 0.00
02/11/2021	0.00	0.00	0.00	0.00	0.00	0.00	0.00	0.00	0.00
02/25/2021	0.00	0.00	0.00	0.00	0.00	0.00	0.00	0.00	0.00
	0.00	0.00	0.00	0.00	0.00	0.00	0.00	0.00	0.00
	01-2120 Average Daily Balance:								0.00
01-2125 - DEFERRED COMPENSATION									Beginning Balance: 0.00
02/11/2021	0.00	0.00	0.00	0.00	0.00	0.00	0.00	0.00	0.00
02/25/2021	0.00	0.00	0.00	0.00	0.00	0.00	0.00	0.00	0.00
	0.00	0.00	0.00	0.00	0.00	0.00	0.00	0.00	0.00
	01-2125 Average Daily Balance:								0.00
01-2130 - CREDIT UNION									Beginning Balance: 0.00
01-2135 - LEGALSHIELD									Beginning Balance: 0.00
02/11/2021	0.00	0.00	0.00	0.00	0.00	0.00	0.00	0.00	0.00
02/25/2021	0.00	0.00	0.00	0.00	0.00	0.00	0.00	0.00	0.00
	0.00	0.00	0.00	0.00	0.00	0.00	0.00	0.00	0.00
	01-2135 Average Daily Balance:								0.00
01-2140 - CHILD SUPPORT									Beginning Balance: 0.00
02/11/2021	0.00	0.00	0.00	0.00	0.00	0.00	0.00	0.00	0.00
02/25/2021	0.00	0.00	0.00	0.00	0.00	0.00	0.00	0.00	0.00
	0.00	0.00	0.00	0.00	0.00	0.00	0.00	0.00	0.00
	01-2140 Average Daily Balance:								0.00
01-2145 - Vision Insurance									Beginning Balance: 0.00
02/11/2021	0.00	0.00	0.00	0.00	0.00	0.00	0.00	0.00	0.00
02/25/2021	0.00	0.00	0.00	0.00	0.00	0.00	0.00	0.00	0.00
	0.00	0.00	0.00	0.00	0.00	0.00	0.00	0.00	0.00
	01-2145 Average Daily Balance:								0.00
01-2150 - Cigna Life Insurance									Beginning Balance: 0.00
01-2155 - Washington National									Beginning Balance: 0.00
02/11/2021	0.00	0.00	0.00	0.00	0.00	0.00	0.00	0.00	0.00
02/25/2021	0.00	0.00	0.00	0.00	0.00	0.00	0.00	0.00	0.00
	0.00	0.00	0.00	0.00	0.00	0.00	0.00	0.00	0.00
	01-2155 Average Daily Balance:								0.00
01-2160 - AFLAC									Beginning Balance: 30.94
02/08/2021	0.00	0.00	0.00	0.00	0.00	0.00	-30.94	-30.94	0.00
02/11/2021	0.00	0.00	0.00	0.00	0.00	0.00	4.30	4.30	4.30
02/25/2021	0.00	0.00	0.00	0.00	0.00	0.00	4.30	4.30	8.60
	0.00	0.00	0.00	0.00	0.00	0.00	-22.34	-22.34	8.60
	01-2160 Average Daily Balance:								11.11
01-9999 - PY Correction Payable									Beginning Balance: 46.74
02/11/2021	0.00	0.00	0.00	0.00	0.00	0.00	-50.52	-50.52	-3.78

Cash Analysis Report

Date Range: 02/01/2021 - 02/28/2021

Day	Bank Drafts	Checks	Deposits	EFTs	SVC Charges	Interest	Misc / None	Net Change	Balance	
02/25/2021	0.00	0.00	0.00	0.00	0.00	0.00	-3.79	-3.79	-7.57	
	0.00	0.00	0.00	0.00	0.00	0.00	-54.31	-54.31	-7.57	
	01-9999 Average Daily Balance:								13.72	
02-1000 - CASH									Beginning Balance:	0.00
04-1000 - CASH									Beginning Balance:	0.00
04-1010 - Claim On Cash									Beginning Balance:	6,093.11
02/01/2021	0.00	0.00	0.00	0.00	0.00	0.00	45.00	45.00	6,138.11	
02/24/2021	0.00	0.00	0.00	0.00	0.00	0.00	230.00	230.00	6,368.11	
	0.00	0.00	0.00	0.00	0.00	0.00	275.00	275.00	6,368.11	
	04-1010 Average Daily Balance:								6,179.18	
04-1020 - Due From JP FUND									Beginning Balance:	30,046.16
04-1021 - DUE FROM CLERK									Beginning Balance:	714.35
04-2000 - ACCOUNTS PAYABLE									Beginning Balance:	0.00
04-2020 - Accounts Payable Pending - Pool									Beginning Balance:	0.00
04-2029 - DUE TO GENERAL FUND									Beginning Balance:	-6,732.23
04-2038 - DUE TO STATE OR OTHERS									Beginning Balance:	-25,929.10
05-1000 - CASH									Beginning Balance:	0.00
05-1010 - Claim On Cash									Beginning Balance:	1,572.79
05-2000 - ACCOUNTS PAYABLE									Beginning Balance:	0.00
05-2020 - Accounts Payable Pending - Pool									Beginning Balance:	0.00
06-1000 - CASH									Beginning Balance:	0.00
06-1010 - Claim On Cash									Beginning Balance:	11,718.16
02/26/2021	0.00	0.00	0.00	0.00	0.00	0.00	2,368.68	2,368.68	14,086.84	
	0.00	0.00	0.00	0.00	0.00	0.00	2,368.68	2,368.68	14,086.84	
	06-1010 Average Daily Balance:								11,971.95	
06-2000 - ACCOUNTS PAYABLE									Beginning Balance:	0.00
06-2020 - Accounts Payable Pending - Pool									Beginning Balance:	0.00
12-1000 - CASH									Beginning Balance:	9,780.58
02/04/2021	0.00	0.00	100.60	0.00	0.00	0.00	0.00	100.60	9,881.18	
02/10/2021	0.00	0.00	100.31	0.00	0.00	0.00	0.00	100.31	9,981.49	
02/24/2021	0.00	0.00	34.27	0.00	0.00	0.00	0.00	34.27	10,015.76	
	0.00	0.00	235.18	0.00	0.00	0.00	0.00	235.18	10,015.76	
	12-1000 Average Daily Balance:								9,944.59	
12-2000 - ACCOUNTS PAYABLE									Beginning Balance:	0.00
12-2020 - Accounts Payable Pending - Pool									Beginning Balance:	0.00
14-1000 - CASH									Beginning Balance:	0.00
14-1010 - Claim On Cash									Beginning Balance:	5,173,896.43
02/01/2021	0.00	0.00	0.00	0.00	0.00	0.00	-14,048.01	-14,048.01	5,159,848.42	
02/04/2021	0.00	0.00	0.00	0.00	0.00	0.00	-47,600.00	-47,600.00	5,112,248.42	
02/22/2021	0.00	0.00	0.00	0.00	0.00	0.00	-70,093.00	-70,093.00	5,042,155.42	
02/24/2021	0.00	0.00	0.00	0.00	0.00	0.00	600.00	600.00	5,042,755.42	
02/26/2021	0.00	0.00	0.00	0.00	0.00	0.00	172.44	172.44	5,042,927.86	
	0.00	0.00	0.00	0.00	0.00	0.00	-130,968.57	-130,968.57	5,042,927.86	
	14-1010 Average Daily Balance:								5,099,950.79	
14-1024 - Due From I&S									Beginning Balance:	0.00
14-2000 - ACCOUNTS PAYABLE									Beginning Balance:	0.00
14-2020 - Accounts Payable Pending - Pool									Beginning Balance:	0.00
02/01/2021	0.00	0.00	0.00	0.00	0.00	0.00	0.00	0.00	0.00	
02/04/2021	0.00	0.00	0.00	0.00	0.00	0.00	47,600.00	47,600.00	47,600.00	
02/05/2021	0.00	0.00	0.00	0.00	0.00	0.00	-47,600.00	-47,600.00	0.00	
02/16/2021	0.00	0.00	0.00	0.00	0.00	0.00	-70,093.00	-70,093.00	-70,093.00	
02/22/2021	0.00	0.00	0.00	0.00	0.00	0.00	70,093.00	70,093.00	0.00	
	0.00	0.00	0.00	0.00	0.00	0.00	0.00	0.00	0.00	
	14-2020 Average Daily Balance:								-13,319.93	

Cash Analysis Report

Date Range: 02/01/2021 - 02/28/2021

Day	Bank Drafts	Checks	Deposits	EFTs	SVC Charges	Interest	Misc / None	Net Change	Balance
15-1000 - CASH								Beginning Balance:	438,354.40
02/01/2021	0.00	0.00	2,500,000.00	0.00	0.00	0.00	0.00	2,500,000.00	2,938,354.40
02/02/2021	0.00	-7,133.88	0.00	0.00	0.00	0.00	0.00	-7,133.88	2,931,220.52
02/04/2021	0.00	-61,342.65	40.00	0.00	0.00	0.00	0.00	-61,302.65	2,869,917.87
02/08/2021	0.00	-37,880.15	0.00	0.00	0.00	0.00	0.00	-37,880.15	2,832,037.72
02/24/2021	0.00	-18,761.03	9.62	0.00	0.00	0.00	0.00	-18,751.41	2,813,286.31
02/25/2021	0.00	-2,690.02	4,023.37	0.00	0.00	0.00	0.00	1,333.35	2,814,619.66
02/26/2021	0.00	-79,176.15	40.00	0.00	0.00	478.32	0.00	-78,657.83	2,735,961.83
	0.00	-206,983.88	2,504,112.99	0.00	0.00	478.32	0.00	2,297,607.43	2,735,961.83
								15-1000 Average Daily Balance:	2,836,745.07

15-1001 - DUE FROM FUND 01								Beginning Balance:	0.00
15-1017 - DUE FROM FUND '17								Beginning Balance:	0.00
15-2000 - ACCOUNTS PAYABLE								Beginning Balance:	0.00
02/04/2021	0.00	0.00	0.00	0.00	0.00	0.00	61,342.65	61,342.65	61,342.65
02/05/2021	0.00	0.00	0.00	0.00	0.00	0.00	-61,342.65	-61,342.65	0.00
02/25/2021	0.00	0.00	0.00	0.00	0.00	0.00	0.00	0.00	0.00
	0.00	0.00	0.00	0.00	0.00	0.00	0.00	0.00	0.00
								15-2000 Average Daily Balance:	2,190.81

16-1000 - CASH								Beginning Balance:	0.00
16-1010 - Claim On Cash								Beginning Balance:	6,513.81
16-2000 - ACCOUNTS PAYABLE								Beginning Balance:	0.00
16-2020 - Accounts Payable Pending - Pool								Beginning Balance:	0.00
17-1000 - CASH								Beginning Balance:	291,849.82
02/01/2021	0.00	0.00	65,000.00	0.00	0.00	0.00	0.00	65,000.00	356,849.82
02/04/2021	0.00	0.00	0.00	-1,205.48	0.00	0.00	0.00	-1,205.48	355,644.34
02/08/2021	0.00	0.00	90.00	0.00	0.00	0.00	0.00	90.00	355,734.34
02/11/2021	0.00	-449.00	0.00	-2,700.06	0.00	0.00	0.00	-3,149.06	352,585.28
02/12/2021	-761.00	0.00	0.00	0.00	0.00	0.00	0.00	-761.00	351,824.28
02/25/2021	0.00	-197.97	0.00	-2,700.06	0.00	0.00	0.00	-2,898.03	348,926.25
02/26/2021	-761.00	0.00	0.00	0.00	0.00	73.83	0.00	-687.17	348,239.08
	-1,522.00	-646.97	65,090.00	-6,605.60	0.00	73.83	0.00	56,389.26	348,239.08
								17-1000 Average Daily Balance:	352,866.94

17-1001 - Due From General Fund								Beginning Balance:	0.00
17-1100 - DUE FROM TJJD								Beginning Balance:	0.00
17-2000 - ACCOUNTS PAYABLE								Beginning Balance:	1,794.52
02/04/2021	0.00	0.00	0.00	0.00	0.00	0.00	1,205.48	1,205.48	3,000.00
02/11/2021	0.00	0.00	0.00	0.00	0.00	0.00	-1,694.38	-1,694.38	1,305.62
02/12/2021	0.00	0.00	0.00	0.00	0.00	0.00	761.00	761.00	2,066.62
02/25/2021	0.00	0.00	0.00	0.00	0.00	0.00	-1,694.38	-1,694.38	372.24
02/26/2021	0.00	0.00	0.00	0.00	0.00	0.00	761.00	761.00	1,133.24
	0.00	0.00	0.00	0.00	0.00	0.00	-661.28	-661.28	1,133.24
								17-2000 Average Daily Balance:	2,083.11

17-2100 - FICA TAXES PAYABLE								Beginning Balance:	0.00
02/11/2021	0.00	0.00	0.00	0.00	0.00	0.00	0.00	0.00	0.00
02/25/2021	0.00	0.00	0.00	0.00	0.00	0.00	0.00	0.00	0.00
	0.00	0.00	0.00	0.00	0.00	0.00	0.00	0.00	0.00
								17-2100 Average Daily Balance:	0.00

17-2105 - WITHHOLDING PAYABLE								Beginning Balance:	0.00
02/11/2021	0.00	0.00	0.00	0.00	0.00	0.00	0.00	0.00	0.00
02/25/2021	0.00	0.00	0.00	0.00	0.00	0.00	0.00	0.00	0.00
	0.00	0.00	0.00	0.00	0.00	0.00	0.00	0.00	0.00
								17-2105 Average Daily Balance:	0.00

17-2110 - RETIREMENT PAYABLE								Beginning Balance:	0.00
02/11/2021	0.00	0.00	0.00	0.00	0.00	0.00	0.00	0.00	0.00

Cash Analysis Report

Date Range: 02/01/2021 - 02/28/2021

Day	Bank Drafts	Checks	Deposits	EFTs	SVC Charges	Interest	Misc / None	Net Change	Balance	
02/25/2021	0.00	0.00	0.00	0.00	0.00	0.00	0.00	0.00	0.00	
	0.00	0.00	0.00	0.00	0.00	0.00	0.00	0.00	0.00	
17-2110 Average Daily Balance:									0.00	
17-2120 - DEPENDENT HEALTH									Beginning Balance:	0.00
02/11/2021	0.00	0.00	0.00	0.00	0.00	0.00	0.00	0.00	0.00	
02/25/2021	0.00	0.00	0.00	0.00	0.00	0.00	0.00	0.00	0.00	
	0.00	0.00	0.00	0.00	0.00	0.00	0.00	0.00	0.00	
17-2120 Average Daily Balance:									0.00	
17-2125 - DEFERRED COMPENSATION									Beginning Balance:	0.00
17-2130 - CREDIT UNION									Beginning Balance:	0.00
17-2135 - LEGALSHIELD									Beginning Balance:	0.00
17-2140 - CHILD SUPPORT									Beginning Balance:	0.00
17-2145 - Vision									Beginning Balance:	0.00
02/11/2021	0.00	0.00	0.00	0.00	0.00	0.00	0.00	0.00	0.00	
02/25/2021	0.00	0.00	0.00	0.00	0.00	0.00	0.00	0.00	0.00	
	0.00	0.00	0.00	0.00	0.00	0.00	0.00	0.00	0.00	
17-2145 Average Daily Balance:									0.00	
17-2150 - Cigna Life Insurance									Beginning Balance:	0.00
17-2155 - Washington Nat'l									Beginning Balance:	0.00
02/11/2021	0.00	0.00	0.00	0.00	0.00	0.00	0.00	0.00	0.00	
02/25/2021	0.00	0.00	0.00	0.00	0.00	0.00	0.00	0.00	0.00	
	0.00	0.00	0.00	0.00	0.00	0.00	0.00	0.00	0.00	
17-2155 Average Daily Balance:									0.00	
17-2160 - AFLAC									Beginning Balance:	0.00
17-2200 - PY Wages Payable									Beginning Balance:	0.00
02/11/2021	0.00	0.00	0.00	0.00	0.00	0.00	0.00	0.00	0.00	
02/25/2021	0.00	0.00	0.00	0.00	0.00	0.00	0.00	0.00	0.00	
	0.00	0.00	0.00	0.00	0.00	0.00	0.00	0.00	0.00	
17-2200 Average Daily Balance:									0.00	
17-9999 - PY Correction Payable									Beginning Balance:	287.12
18-1000 - CASH									Beginning Balance:	0.00
18-1010 - Claim On Cash									Beginning Balance:	168,707.48
18-1021 - DUE FROM CLERK									Beginning Balance:	2,840.00
18-2000 - ACCOUNTS PAYABLE									Beginning Balance:	0.00
18-2020 - Accounts Payable Pending - Pool									Beginning Balance:	0.00
19-1010 - Claim On Cash									Beginning Balance:	14,273.12
19-2000 - ACCOUNTS PAYABLE									Beginning Balance:	0.00
19-2020 - Accounts Payable Pending - Pool									Beginning Balance:	0.00
20-1000 - CASH									Beginning Balance:	0.00
20-1010 - Claim On Cash									Beginning Balance:	69,150.00
02/08/2021	0.00	0.00	0.00	0.00	0.00	0.00	136.00	136.00	69,286.00	
	0.00	0.00	0.00	0.00	0.00	0.00	136.00	136.00	69,286.00	
20-1010 Average Daily Balance:									69,252.00	
20-2000 - ACCOUNTS PAYABLE									Beginning Balance:	14,215.00
20-2020 - Accounts Payable Pending - Pool									Beginning Balance:	0.00
22-1000 - CASH									Beginning Balance:	0.00
22-1010 - Claim On Cash									Beginning Balance:	42,541.49
22-1021 - DUE FROM CLERK									Beginning Balance:	85.00
22-2000 - ACCOUNTS PAYABLE									Beginning Balance:	0.00
22-2020 - Accounts Payable Pending - Pool									Beginning Balance:	0.00
23-1010 - Claim On Cash									Beginning Balance:	27,817.35
23-2000 - ACCOUNTS PAYABLE									Beginning Balance:	0.00
23-2020 - Accounts Payable Pending - Pool									Beginning Balance:	0.00
24-1000 - CASH									Beginning Balance:	0.00
24-1010 - Claim On Cash									Beginning Balance:	130.56

Cash Analysis Report

Date Range: 02/01/2021 - 02/28/2021

Day	Bank Drafts	Checks	Deposits	EFTs	SVC Charges	Interest	Misc / None	Net Change	Balance
24-2000 - ACCOUNTS PAYABLE								Beginning Balance:	0.00
24-2020 - Accounts Payable Pending - Pool								Beginning Balance:	0.00
25-1000 - CASH								Beginning Balance:	0.00
25-1010 - Claim On Cash								Beginning Balance:	55,420.65
25-1020 - Due From JP FUND								Beginning Balance:	862.34
25-1021 - DUE FROM CLERK								Beginning Balance:	314.00
25-2000 - ACCOUNTS PAYABLE								Beginning Balance:	0.00
25-2020 - Accounts Payable Pending - Pool								Beginning Balance:	0.00
26-1000 - CASH								Beginning Balance:	0.00
26-1010 - Claim On Cash								Beginning Balance:	86,475.34
02/01/2021	0.00	0.00	0.00	0.00	0.00	0.00	555.50	555.50	87,030.84
02/02/2021	0.00	0.00	0.00	0.00	0.00	0.00	981.00	981.00	88,011.84
02/03/2021	0.00	0.00	0.00	0.00	0.00	0.00	180.00	180.00	88,191.84
02/04/2021	0.00	0.00	0.00	0.00	0.00	0.00	462.00	462.00	88,653.84
02/10/2021	0.00	0.00	0.00	0.00	0.00	0.00	1,633.00	1,633.00	90,286.84
02/23/2021	0.00	0.00	0.00	0.00	0.00	0.00	941.63	941.63	91,228.47
02/24/2021	0.00	0.00	0.00	0.00	0.00	0.00	5,018.00	5,018.00	96,246.47
02/25/2021	0.00	0.00	0.00	0.00	0.00	0.00	2,104.00	2,104.00	98,350.47
02/26/2021	0.00	0.00	0.00	0.00	0.00	0.00	2,767.00	2,767.00	101,117.47
	0.00	0.00	0.00	0.00	0.00	0.00	14,642.13	14,642.13	101,117.47
26-1010 Average Daily Balance:									91,359.44

26-2000 - ACCOUNTS PAYABLE								Beginning Balance:	0.00
26-2020 - Accounts Payable Pending - Pool								Beginning Balance:	0.00
26-2026 - DUE TO JP TERTIARY FUND								Beginning Balance:	-79.00
26-2029 - DUE TO GENERA FUND								Beginning Balance:	-64,675.54
26-2030 - DUE TO CHS SECURITY FUND								Beginning Balance:	-862.34
26-2031 - DUE TO JP TECHNOLOGY FUND								Beginning Balance:	-864.34
26-2032 - DUE TO PRETRIAL INTERVENTION								Beginning Balance:	-10.00
26-2035 - DUE TO STATE FEE FUND								Beginning Balance:	-30,046.16
27-1000 - CASH								Beginning Balance:	0.00
27-1010 - Claim On Cash								Beginning Balance:	34,618.21
27-1020 - DUE FROM JP FUND								Beginning Balance:	864.34
27-2000 - ACCOUNTS PAYABLE								Beginning Balance:	0.00
27-2020 - Accounts Payable Pending - Pool								Beginning Balance:	0.00
28-1000 - CASH								Beginning Balance:	0.00
28-1010 - Claim On Cash								Beginning Balance:	1,337.40
28-1020 - DUE FROM JP FUND								Beginning Balance:	79.00
28-2000 - ACCOUNTS PAYABLE								Beginning Balance:	0.00
28-2020 - Accounts Payable Pending - Pool								Beginning Balance:	0.00
28-2029 - DUE TO GENERA FUND								Beginning Balance:	-1,164.65
28-2037 - DUE TO STATE								Beginning Balance:	-549.65
29-1010 - Claim On Cash								Beginning Balance:	4,028.32
31-1010 - Claim On Cash								Beginning Balance:	12,204.87
02/24/2021	0.00	0.00	0.00	0.00	0.00	0.00	183.33	183.33	12,388.20
	0.00	0.00	0.00	0.00	0.00	0.00	183.33	183.33	12,388.20
31-1010 Average Daily Balance:									12,237.61

31-1020 - Due From JP Fund								Beginning Balance:	10.00
32-1010 - Claim On Cash								Beginning Balance:	267,312.00
32-1021 - DUE FROM CLERK								Beginning Balance:	2,851.00
98-1010 - Claim On Cash								Beginning Balance:	0.00
99-1001 - Due From 01								Beginning Balance:	54,126.00
02/01/2021	0.00	0.00	0.00	0.00	0.00	0.00	-440.00	-440.00	53,686.00
02/03/2021	0.00	0.00	0.00	0.00	0.00	0.00	0.00	0.00	53,686.00
02/04/2021	0.00	0.00	0.00	0.00	0.00	0.00	-186,167.70	-186,167.70	-132,481.70
02/05/2021	0.00	0.00	0.00	0.00	0.00	0.00	127,208.65	127,208.65	-5,273.05
02/08/2021	0.00	0.00	0.00	0.00	0.00	0.00	-3,314.45	-3,314.45	-8,587.50
02/09/2021	0.00	0.00	0.00	0.00	0.00	0.00	-279.07	-279.07	-8,866.57
02/10/2021	0.00	0.00	0.00	0.00	0.00	0.00	26.15	26.15	-8,840.42
02/11/2021	0.00	0.00	0.00	0.00	0.00	0.00	80,480.86	80,480.86	71,640.44

Cash Analysis Report

Date Range: 02/01/2021 - 02/28/2021

Day	Bank Drafts	Checks	Deposits	EFTs	SVC Charges	Interest	Misc / None	Net Change	Balance
02/12/2021	0.00	0.00	0.00	0.00	0.00	0.00	-43,007.00	-43,007.00	28,633.44
02/16/2021	0.00	0.00	0.00	0.00	0.00	0.00	103,025.25	103,025.25	131,658.69
02/22/2021	0.00	0.00	0.00	0.00	0.00	0.00	-103,025.25	-103,025.25	28,633.44
02/24/2021	0.00	0.00	0.00	0.00	0.00	0.00	37.42	37.42	28,670.86
02/25/2021	0.00	0.00	0.00	0.00	0.00	0.00	81,775.27	81,775.27	110,446.13
02/26/2021	0.00	0.00	0.00	0.00	0.00	0.00	-43,727.21	-43,727.21	66,718.92
	0.00	0.00	0.00	0.00	0.00	0.00	12,592.92	12,592.92	66,718.92
99-1001 Average Daily Balance:									48,540.34
99-1004 - Due From 04									Beginning Balance: 0.00
99-1005 - Due From 05									Beginning Balance: 0.00
99-1006 - Due From 06									Beginning Balance: 0.00
99-1012 - Due From 12									Beginning Balance: 0.00
99-1014 - Due From 14									Beginning Balance: 0.00
02/01/2021	0.00	0.00	0.00	0.00	0.00	0.00	0.00	0.00	0.00
02/04/2021	0.00	0.00	0.00	0.00	0.00	0.00	-47,600.00	-47,600.00	-47,600.00
02/05/2021	0.00	0.00	0.00	0.00	0.00	0.00	47,600.00	47,600.00	0.00
02/16/2021	0.00	0.00	0.00	0.00	0.00	0.00	70,093.00	70,093.00	70,093.00
02/22/2021	0.00	0.00	0.00	0.00	0.00	0.00	-70,093.00	-70,093.00	0.00
	0.00	0.00	0.00	0.00	0.00	0.00	0.00	0.00	0.00
99-1014 Average Daily Balance:									13,319.93
99-1016 - Due From 16									Beginning Balance: 0.00
99-1017 - Due From Fund 17									Beginning Balance: 0.00
99-1018 - Due From 18									Beginning Balance: 0.00
99-1019 - Due From 19									Beginning Balance: 0.00
99-1020 - Due From 20									Beginning Balance: 0.00
99-1022 - Due From 22									Beginning Balance: 0.00
99-1023 - Due From 23									Beginning Balance: 0.00
99-1024 - Due From 24									Beginning Balance: 0.00
99-1025 - Due From 25									Beginning Balance: 0.00
99-1026 - Due From 26									Beginning Balance: 0.00
99-1027 - Due From 27									Beginning Balance: 0.00
99-1028 - Due From 28									Beginning Balance: 0.00
99-1029 - due from 29									Beginning Balance: 0.00
99-1031 - Due From 31									Beginning Balance: 0.00
99-1032 - Due From 32									Beginning Balance: 0.00
99-1098 - Due From 98									Beginning Balance: 0.00

Fund Summary


Fund	Beginning Balance	Net Change	Ending Balance
01	33,487,143.02	1,457,215.13	34,944,358.15
02	0.00	0.00	0.00
04	4,192.29	275.00	4,467.29
05	1,572.79	0.00	1,572.79
06	11,718.16	2,368.68	14,086.84
12	9,780.58	235.18	10,015.76
14	5,173,896.43	-130,968.57	5,042,927.86
15	438,354.40	2,297,607.43	2,735,961.83
16	6,513.81	0.00	6,513.81
17	293,931.46	55,727.98	349,659.44
18	171,547.48	0.00	171,547.48
19	14,273.12	0.00	14,273.12
20	83,365.00	136.00	83,501.00
22	42,626.49	0.00	42,626.49
23	27,817.35	0.00	27,817.35
24	130.56	0.00	130.56
25	56,596.99	0.00	56,596.99
26	-10,062.04	14,642.13	4,580.09
27	35,482.55	0.00	35,482.55
28	-297.90	0.00	-297.90
29	4,028.32	0.00	4,028.32
31	12,214.87	183.33	12,398.20
32	270,163.00	0.00	270,163.00
98	0.00	0.00	0.00
99	54,126.00	12,592.92	66,718.92
Report Total:	40,189,114.73	3,710,015.21	43,899,129.94




STATE OF TEXAS

COUNTY OF UPTON


BEFORE ME, the undersigned authority, on this day personally appeared the undersigned who, did each, upon his respective oath, state that the requirements of Section 114.026 of the Local government code of the State of Texas have been met for the regular term of the commissioners' Court of Upton County, Texas, for the fiscal year **2021** by the adoption of an Order of the Commissioners' Court on the **MAY 17TH, 2021** accepting and approving as correct the Monthly Report of the County Treasurer of Upton County, Texas, for the month of **FEBRUARY 2021**, which Order complies with all respects of Section 114.026 and which Order appears in the Minutes of the Commissioners' Court.



Dusty Kilgore, County Judge



Gary "Pete" Jackson, Comm. Precinct 1



Tommy Owens, Comm. Precinct 2

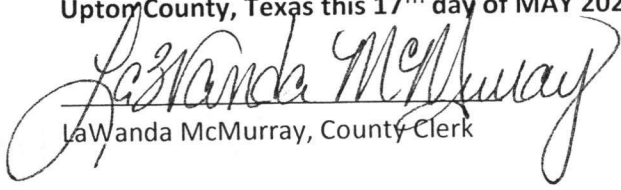


Mike Smart, Comm. Precinct 3



Gary Wolfe, Comm. Precinct 4

Witness my hand and the seal of the Commissioners' Court of
Upton County, Texas this 17TH day of MAY 2021



LaWanda McMurray, County Clerk